




# QUICK RING

## Replaces ANY Closet Ring!



United States Patent 5,890,239

Unique screw tabs attach to wood or concrete.


Plastisol coat provides corrosion protection.

Slotted for 1/4" or 5/16" closet bolt.

Old closet ring does not need to be present.

Replaces any and all closet rings.

### INSTALLATION INSTRUCTIONS




#### FOR SOLVENT WELDED STEEL/PLASTIC COMBO AND PLASTIC CLOSET RINGS

Remove portion of broken ring, if remaining portion cannot be removed, Quick Ring will mount on top.

Apply a bead of butyl rubber caulk to the underside of the Quick Ring that will mount on top of the old ring.

Set Quick Ring on top of remaining portion of old ring. Note location of old toilet bolt slots. The length of the bolt slots in the Quick Ring allows for some centering of toilet. Secure the Quick Ring to wood or concrete sub floor with screws or anchors.



#### FOR CAST IRON RINGS

The Quick Ring can be mounted directly on top of an old cast iron closet ring. Drill holes in any remaining portion of cast iron ring that corresponds with holes in Quick Ring. Before securing the Quick Ring with screws, apply a bead of butyl rubber caulk to its underside. Large gaps or spaces around or underneath the closet ring, can be filled with any quicksetting type grouts, cements, etc.

#### PLEASE NOTE:

*When setting the toilet use a wax bowl ring with plastic flange.*

<b>PART NUMBER</b>
<b>21013</b>