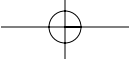


PASCO

2003


Featuring PASCO's all new **Brass Tubular** Products



PASCO

Introducing the NEW CLOSET FLANGE SPACER

The Problem:



The hole in the wooden subfloor is cut too large to properly secure a closet flange.

The Solution:



With the new PASCO Closet Flange Spacer you can fix this problem quickly, efficiently, and professionally.

Provides stability to closet flanges installed in oversized or irregular cut holes in the sub floor.

Patent Pending

Installs below the closet flange.
 Snugly fits PVC, ABS, and Cast Iron closet flanges.
 Cut away inner ring to fit the larger OD of a Cast Iron closet flange.
 10" Square, 3/8" thick.
 Can be stacked for added height when floor is to be finished with ceramic tile.
 Supplied with four brass wood screws.
 Corrosion proof polyethylene.
 Two styles to fit any closet flange.



Packed 20 per case.

PART NUMBER	CLOSET FLANGE STYLE
21016	Regular-ABS, PVC, Cast Iron
21017	Cast Iron with clamping ring

PASCO

SINK OR LAUNDRY TRAY FAUCET 7-1/2" TO 8-1/2" ADJUSTMENT

This popular utility faucet can now be wall mounted or deck mounted.



PASCO re-introduces this popular utility faucet which was discontinued by Price Pfister. Replaces Price Pfister Beverly laundry tray faucet 7" to 9-1/2" wall adjustment
 Chrome plated brass
 5-1/2" male hose thread spout
 Inlet bodies screw directly onto 1/2" IPS inlet nipples
 Easily adapts to a wide variety of installations

Remove hot side inlet and rotate 90° change faucet to a deck mount.



**PART
NUMBER**
69120

DECK - PATIO - POOL - CAMPGROUND EXPOSED SHOWER

Economical, yet ruggedly constructed for outdoor installations.

Wall mount

Chrome Plated Brass

7" to 9-1/2" wall adjustment

Adjustable low flow showerhead

6" Adjustable Wall Bracket

Cross Handles

24" Riser

1/2" IPS Female Inlets



ALL NEW!

**PART
NUMBER**
67252

PASCO

COMMERCIAL FAUCETS

INSTITUTIONAL QUALITY - SPECIFICATION GRADE
 CONTEMPORARY DESIGN - INDIVIDUALLY PRESSURE TESTED

HEAVY DUTY - WALL MOUNT - 8" CENTERS



Chrome plated brass - 1/2" FPT Inlets
 Twin Seal chrome plated brass tubular swing spout
 55/64" Female water saver aerator
 Color coded handles
 Full flow with a quarter turn of the handle

PART NUMBER	SPOUT LENGTH	ADJUSTS
33006	6"	7-1/2" to 8-1/2"
33008	8"	
33010	10"	
33012	12"	
33014	14"	
33015	16"	

WITH FEMALE INLETS W/ STOPS		
33206	6"	4-1/2" to 12-1/2"
33208	8"	
33210	10"	
33212	12"	
33214	14"	
33214	14"	

MEDIUM DUTY - WALL MOUNT - 8" CENTERS



Chrome plated brass- 1/2" FPT inlets
 Twin Seal chrome plated brass tubular swing spout
 55/64" Female water saver aerator
 Color coded handles

PART NUMBER	SPOUT LENGTH	ADJUSTS
33306	6"	7-1/2" to 8-1/2"
33308	8"	
33310	10"	
33312	12"	
33314	14"	
33314	14"	

FEMALE SUPPLY INLET COUPLINGS



Chrome plated brass - 1/2" FPT inlets
 33350 and 33352 fit heavy duty wall mount faucets
 33351 fits moderate duty wall mount faucets

PART NUMBER	FITS	ADJUSTS
33350	Heavy Duty	7-1/2" to 8-1/2"
33351	Medium Duty	7-1/2" to 8-1/2"
33352	Heavy Duty	4-1/2" to 12-1/2" with stops

Commercial Deck Mount Faucet

Highest Quality - Durable - Reliable - Economical

HEAVY DUTY - DECK MOUNT - 4" CENTERS



Chrome plated brass - 1/2" FPT inlets
Satin finished brass water ways
55/64" Female water saver aerator
Twin Seal chrome plated brass tubular swing spout

PART NUMBER	SPOUT LENGTH
33105	6"
33106	12"
33105-G	6"

MEDIUM DUTY - DECK MOUNT - 4" CENTERS SINK OR LAUNDRY TRAY



Same features as above model but a lighter pattern style and plain brass water ways.
Supplied with hose thread adapter

PART NUMBER	SPOUT LENGTH
33151	6" Gooseneck
33152	6"
33153	8"
33154	10"
33155	12"
33156	14"

MEDIUM DUTY - WALL MOUNT - 4" CENTERS



Same features as above models but a lighter pattern style and plain brass water ways

PART NUMBER	SPOUT LENGTH
33161	6" Gooseneck
33162	6"
33163	8"
33164	10"
33165	12"
33166	14"

PASCO

SPECIAL DUTY COMMERCIAL FAUCETS

Highest Quality - Durable - Reliable - Economical

SERVICE SINK FAUCET - 8" CENTERS - 8" SPOUT



Built in screwdriver stops
 Integral check stems
 1/2" FPT inlets
 Satin chrome plated brass
 3/4" Male hose thread on spout
 Chrome plated brass hinged wall support
 7-1/2" to 8-1/2" Wall centers

PART NUMBER
33110

SERVICE SINK FAUCET - 8" CENTERS - 2-1/2" SPOUT



Same features as above model, with the exception of no hinged wall support.

PART NUMBER
33109

DECK MOUNT PANTRY FAUCETS DUAL OR SINGLE HANDLE



1/2" FPT inlets
 Chrome plated brass
 1/4" tailpieces on dual handle model
 Cold handle only on single lever, 1/2" FPT inlet
 55" / 64" Female water saver aerator
 10" Twin Seal chrome plated brass tubular swing gooseneck spout
 10" Twin Seal chrome plated brass tubular spout on low profile models

PART NUMBER	STEM
33111	HOT & COLD
33113	COLD ONLY
*33115	HOT & COLD
*33117	COLD ONLY

* Low profile

PASCO

SPECIAL DUTY COMMERCIAL FAUCETS

Highest Quality - Durable - Reliable - Economical

WALL MOUNT FAUCET - 8" CENTERS WITH 10" SWING GOOSENECK SPOUT



Comes with blade style handles
1/2" FPT inlets
Chrome plated brass
55"/64" Female water saver aerator
10" Twin Seal chrome plated brass
tubular swing gooseneck spout

PART NUMBER	ADJUSTS
33190	7-1/2" to 8-1/2"
33194	4-1/2" to 12-1/2" with stops

DECK MOUNT FAUCET - 4" CENTERS HEAVY DUTY



1/2" FPT inlets
Chrome plated brass
55"/64" Female water saver aerator
Twin Seal chrome plated brass tubular
swing spout

PART NUMBER	SPOUT LENGTH
33107	6"
33108	12"

PASCO

COMMERCIAL FAUCET REPLACEMENT PARTS

HEAVY DUTY SWING SPOUT

Twin Seal -Tubular - Chrome plated brass
55"/64" Female water saver aerator



PART NUMBER	LENGTH
33806	6"
33808	8"
33810	10"
33812	12"
33814	14"
33816	16"
33818	18"

HEAVY DUTY GOOSENECK SPOUT

Twin Seal - Tubular - Chrome plated brass
55/64 Female water saver aerator



PART NUMBER	HEIGHT
33831	6"
33832	10"
33833	12"

18" HEAVY DUTY DOUBLE SWING SPOUT

Twin Seal - Tubular - Chrome plated brass
55"/64" Female water saver aerator



PART NUMBER
33850

REPLACEMENT STEMS



330 Series



331 Series



333 Series

PART NUMBER	Fits Faucet Series	Type
*33027	330	Cold
*33028	330	Hot
33158	331	Cold
33159	331	Hot
33320	333	Cold
33321	333	Hot

*Fits T&S

REPLACEMENT HANDLES

20 Spline - Cold or Hot, Sold by the each



PART NUMBER
33029

BLADE STYLE HANDLES

20 Spline - Cold or Hot, Sold by the each,
4-1/2" Length



PART NUMBER
33104

HEAVY DUTY SINGLE HANDLE WALL MOUNT FAUCET



Swing style
Pot filler
Cold water only
Chrome plated brass
Twin Seal tubular spout
1/2" MPT inlet
18" Overall length


PART NUMBER
33112

PASCO

COMMERCIAL PRE-RINSE ASSEMBLIES

Chrome Plated Brass - Built For Rugged Use.

WALL MOUNT - 8" CENTERS



Riser shortened for photo

Available with either standard 7-1/2" to 8-1/2" adjustable female supply inlet couplings or, with 4-1/2" to 12-1/2" female supply inlet couplings with stops.

- 1/2" FPT inlets
- 3/8" IPS X 24" Chrome plated brass riser
- 38" Stainless steel hose
- 12" Wall bracket
- Food service grade

PART NUMBER	ADJUSTS
33013	7-1/2" to 8-1/2"
33016	4-1/2" to 12-1/2" with stops

DECK MOUNT



Riser shortened for photo

- Fits decks up to 1-1/4" thick
- 1/2" MIP inlets with
- 1/4" IPS tailpiece nipples
- 3/8" IPS X 24" Chrome plated brass riser
- 38" Stainless steel hose
- 12" Wall bracket
- Food service grade

PART NUMBER
33612

PASCO

COMMERCIAL PRE-RINSE ASSEMBLIES

Chrome Plated Brass - Built For Rugged Use

SINGLE HANDLE DECK MOUNT

Specify cold or hot handle



Riser shortened for photo

Fits decks up to 1-1/4" thick
 1/2" IPS inlet with 1/4" IPS tailpiece nipple
 3/8" IPS X 24" Chrome plated brass riser
 38" Stainless steel hose
 12" Wall bracket
 Food service grade

PART NUMBER	DESCRIPTION
33100	Cold or Hot

DECK MOUNT - 8" CENTERS



Riser shortened for photo

1/2" FPT inlets
 3/8" IPS X 24" Chrome plated brass riser
 38" Stainless steel hose
 12" Wall bracket
 Food service grade

PART NUMBER
33003

PASCO

PRE - RINSE SPRAY ASSEMBLY PARTS

PRE - RINSE ADD ON FAUCET



Connects to 3/8" pre-rinse riser
 Chrome plated brass
 3/8" X 2-3/4" MIP inlet
 Fits all manufacturers

PART NUMBER	SPOUT LENGTH
33614	6"
33614-8	8"
33614-10	10"
33614-12	12"

PRE - RINSE SPRAY CARTRIDGE CHROME PLATED BRASS



PART NUMBER
33019
 REPLACES T & S

PRE-RINSE SPRING - RISER NIPPLE AND SPRING COUPLING



Spring shortened for photo



PART NUMBER	DESCRIPTION
33022	L-Spring, 1-1/2" diameter
33023	Spring coupling Chrome plated brass 3/8" MIP X 3/8" FIP 3" length
33024	3/8" X 24" CP riser nipple*

*NOT PICTURED

PRE-RINSE HOSES



Shortened for photo

Flexible stainless steel
 Food grade inner hose with-stands continuous working temperature

PART NUMBER	LENGTH
33044	38"
33060	54"
33072	66"

PRE - RINSE SPRAY



Chrome plated brass
 High impact plastic handle
 Connects directly to hose
 High pressure wash
 Positive shut off
 Stay ring included

PART NUMBER	DESCRIPTION
33018	Complete unit
33020	Bumper ring only
33021	Spray face only
33030	Replacement handle

REPLACES T & S

PRE - RINSE WALL BRACKET AND RISER HOOK

Chrome plated brass



PART NUMBER	DESCRIPTION
33025	12" Wall bracket fits 3/8" riser
33026	3/8" Riser hook

PASCO

LEVER AND TWIST COMMERCIAL SINK DRAIN

Nickel plated brass body, Stainless steel handle, Stainless steel strainer, Nickel plated brass stopper, Replaces Franklin, Klein, Chicago Faucet, T&S



LEVER HANDLE DRAIN WITHOUT OVERFLOW

PART NUMBER	SINK OPENING	DRAIN CONNECTION
33122	3-1/2"	1-1/2"
33123	3-1/2"	2"



LEVER HANDLE DRAIN WITH 1-1/4" OVERFLOW OUTLET

PART NUMBER	SINK OPENING	DRAIN CONNECTION
33131	3-1/2"	1-1/2"
33125	3-1/2"	2"



TWIST LEVER HANDLE DRAIN WITHOUT OVERFLOW

PART NUMBER	SINK OPENING	DRAIN CONNECTION
33126	3-1/2"	1-1/2"
33127	3-1/2"	2"



TWIST LEVER HANDLE DRAIN WITH 1-1/4" OVERFLOW OUTLET

PART NUMBER	SINK OPENING	DRAIN CONNECTION
33145	3-1/2"	1-1/2"
33146	3-1/2"	2"

The above drains fit a 3-1/2" sink opening and utilize a 4-1/2" strainer flange.

PASCO

ALL NEW!

COMBO LEVER AND TWIST COMMERCIAL SINK DRAIN FOR 3" SINK OPENINGS.



Supplied with tailpiece for either 2" or 1-1/2" drain outlet
 Supplied with an overflow outlet
 A blind cap is also supplied if overflow is not used

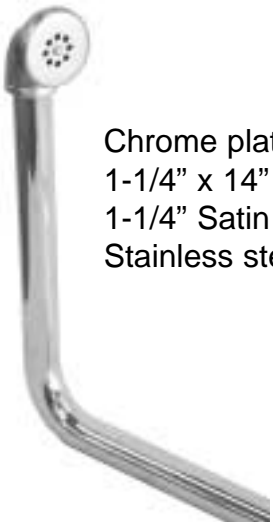
PART NUMBER	SINK OPENING	HANDLE
33120	3"	Lever
33124	3"	Twist

Handles and strainer are stainless steel. Drain body and stopper are nickel plated brass



PART NUMBER	DESCRIPTION
33133	Lever Handle
33136	3-1/2" Strainer Flange
33138	3-1/2" Strainer
33139	Stopper with O-Ring
33140	Twist Handle
33143	2" X 1-1/2" Slip Joint Drain Reducer Bushing not pictured
33150	Lever Drain Washer Repair Kit

COMMERCIAL SINK OVERFLOW



Chrome plated brass
 1-1/4" x 14" x 18" Tube
 1-1/4" Satin chrome plated elbow
 Stainless steel overflow strainer & screw

PART NUMBER	DESCRIPTION
33141	Strainer with 1-1/4" ELL
33142	1-1/4" X 14" X 18" brass overflow elbow for slip joint connection
33144	Strainer Only
33147	Complete unit as shown

PASCO

PUSH BUTTON SELF - CLOSING LAVATORY FAUCET

With regulated slow close timing screw



PLUMBERS QUALITY
 Chrome plated brass
 Low flow aerator
 1/2" IPS shank
 Complete with locknut and rosette

MADE IN U.S.A.

PART NUMBER
21800

QUARTER TURN LAVATORY FAUCET

Not self closing



PLUMBERS QUALITY
 Chrome plated brass
 Low flow aerator
 Hot or cold cross handle
 1/2" IPS shank
 Complete with locknut and rosette
 MADE IN U.S.A.

PART NUMBER	HANDLE
21805	Hot
21806	Cold

NEW DESIGN SELF - CLOSING LAVATORY FAUCETS - HEAVY DUTY



Star or lever handle
 Vandal proof cap and aerator
 Chrome plated brass
 1/2" IPS shank
 Low flow aerator
 Complete with locknut and rosette

PART NUMBER	HANDLE STYLE
21931	Star
21932	Lever

NEW DESIGN SELF - CLOSING WALL FAUCETS - HEAVY DUTY



Star or lever handle
 Vandal proof cap
 No aerator
 Chrome plated brass
 1/2" FPT inlet

PART NUMBER	HANDLE STYLE
21936	Star
21937	Lever

PASCO

SELF - CLOSING LAVATORY FAUCET



Chrome plated brass
1/2" IPS Shank
Low flow aerator
Complete with locknut
and rosette

**PART
NUMBER**

2191

**Repair Kit
PART NUMBER**

2191-RK

PUSH BUTTON SELF - CLOSING LAVATORY FAUCET

Economical



Chrome plated brass
Low flow aerator
1/2" IPS shank
Complete with locknut and rosette
Non-Adjustable slow close
Closes in approximately 6 seconds
at 60 PSI.

**PART
NUMBER**

21803

PUSH BACK GLASS FILLER

Chrome plated brass, Volume control screw, Instant shut-off,
Cushioned chrome plated brass push arm

WALL MOUNT



12000 With flange
3-3/4" center of spout
to wall



12050 No flange
3-1/2" center of
spout to wall



12020 With flange
and 2-1/4" nipple

PART NUMBER	DESCRIPTION
12000	3/8" IPS Female inlet
12050	3/8" IPS Male Inlet
12020	3/8" x 2-1/4" IPS Male Inlet

12002	Blue lexan push back arm
12004	Cushioned CP brass push back arm


PEDESTAL



12100



12200



12150
Dual

Base of flange to spout is 8"

PART NUMBER	DESCRIPTION
12100	1/2" x 2" IPS Male inlet
12200	3/8" IPS Female inlet
12150	1/2" x 2" IPS male inlet

PASCO

PUSH BUTTON SELF - CLOSING 90 DEGREE FLUSHVALVE WITH VACUUM BREAKER



MADE IN U.S.A.
 Plumbers quality
 Chrome plated brass
 1/2" FPT inlet
 Vacuum breaker with 9" overall length
 Chrome plated brass urinal spud
 flange with spud nut, washers
 1/2" IPS wall flange

PART NUMBER	DESCRIPTION
21849	Complete flushvalve WITH vacuum breaker
21850	Valve ONLY with vacuum breaker adapter
2020	3/4" x 1-1/2" Chrome plated brass valve to vacuum breaker adapter ONLY
980	Spud nut ONLY, with washer
981	Chrome plated brass escutcheon only
982	Spud nut, escutcheon & washer

PUSH BUTTON SELF - CLOSING 90 DEGREE FLUSHVALVE



MADE IN U.S.A.
 Plumbers quality
 Chrome plated brass
 1/2" FPT inlet
 3/4" OD x 8" CP brass tailpiece
 Chrome plated brass urinal spud
 flange with spud nut, washers
 1/2" IPS wall flange

PART NUMBER	DESCRIPTION
21840	Complete flushvalve LESS vacuum breaker
21845	Valve ONLY, with nut & washer
980	Spud nut ONLY, with washer
981	Chrome plated brass, Escutcheon & washer
982	Spud nut, escutcheon & washer
997	3/4" OD x 8" CP Brass tube, no threads with washers

VACUUM BREAKER WITH FLUSH TAILPIECE



MADE IN U.S.A.
 Chrome plated brass
 9" Overall length
 1-1/2" Top connection
 3/4" OD flush tube

PART NUMBER
2022

REPAIR KIT

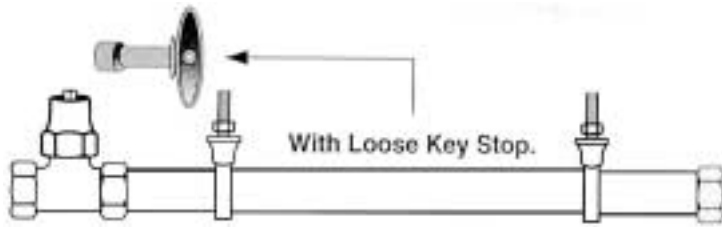


PART NUMBER
2025

PASCO

PERFORATED WASHDOWN PIPES

For Trough Urinals
 3/4" OD CP brass perforated tubing
 3/4" OD compression tee inlet



PART NUMBER	SIZE	DESCRIPTION
943	3 FT.	Perforated washdown pipe with 1/2" IPS loose key compression stop and support straps
944	4 FT.	
945	5 FT.	

LARGE URINAL STRAINERS

Caulk to 2" DWV



For wall to floor urinals
 Flat or beehive
 Stainless steel strainer
 Brass body
 Strainer screw holes on 3-5/16" centers, 4-3/8" across flange

PART NUMBER	DESCRIPTION
970	Flat strainer complete
971	Beehive strainer complete
972	Flat grill with screws
973	Beehive grill with screws

COUPLING NUT FOR URINAL FLUSH TUBES



3/4" Fine thread X 1/2" MPT
 Chrome plated Brass

PART NUMBER
984

URINAL FLUSH TUBES

3/4" OD CP brass



Fine Thread - One End

PART NUMBER	LENGTH
986	6-1/2"
989	15"

1/2" MPT - One End

PART NUMBER	LENGTH
993	6-1/2"

NO Threads - Both Ends

PART NUMBER	LENGTH
997	8"

SPUD NUT & ESCUTCHEON



PART NUMBER	DESCRIPTION
980	3/4" IPS Spud nut & washer
981	Escutcheon
982	Spud nut, Escutcheon & washer

PASCO

SELF - CLOSING VALVE

Chrome plated brass

1/2" FPT x 1/2" FPT



**PART
NUMBER**

2192

PUSH BUTTON SELF - CLOSING 90 DEGREE VALVE

Chrome plated brass

1/2" FPT inlet and outlet
valve only, no nipples



PLEASE NOTE:

USE EITHER PART # 993 FLUSH TUBE
OR # 984 NUT AND FINE THREAD
FLUSH TUBE TO ADAPT THE ABOVE
VALVES INTO FLUSHVALVES.

**PART
NUMBER**

21810

PUSH BUTTON SELF - CLOSING 180 DEGREE VALVE

Chrome plated brass



1/2" FPT inlet and outlet
valve ONLY, no nipples

PLEASE NOTE:

USE EITHER PART # 993 FLUSH TUBE
OR # 984 NUT AND FINE THREAD
FLUSH TUBE TO ADAPT THE ABOVE
VALVES INTO FLUSHVALVES.

**PART
NUMBER**

21830

SELF - CLOSING SHOWER VALVE

Chrome plated brass

1/2" FPT inlet and outlet



**PART
NUMBER**

2193

PASCO

SELF - CLOSING DRINKING FOUNTAINS



1/2" FPT
 Chrome plated brass
 Flow regulator screw
 Cross handle
 Precision ball bearing action

PART NUMBER	FPT
2190	1/2"
2189	3/8"

2190-05	Handle cap nut
2190-13	Regulator screw cap nut
2190-RK	Repair kit

REMOTE PUSH BUTTON VALVE



Superior quality
 Chrome plated brass
 button and escutcheon
 1/4" FPT
 Lead-free cartridge

PART NUMBER
2179

PUSH BUTTON DRINKING FOUNTAIN



3/8" FPT
 Chrome plated brass
 Lead-free cartridges
 Replaces HAWS HW5010

FOUNTAIN BUSHING & VALVE WRENCH 2-IN1 TOOL



Tightens or loosens cartridge retaining bushing
 Prevents bushing thread damage which causes leaks

PART NUMBER
7047

Push Button Drinking Fountain RETRO - FIT KIT



Replaces fountains on china fixtures
KIT CONTAINS:
 # 2194 Chrome plated brass bubbler head with lead-free cartridges
 1/2" x 3/8" x 3-1/2" inlet nipple
 Polished stainless steel flange
 Rosette, locknut & coupling nut
 1-3/4" cockhole cover

PART NUMBER	DESCRIPTION
2197	Retro-fit kit
1270	SS flange ONLY
2187	Brass nipple ONLY

PART NUMBER	DESCRIPTION
2194	Bubbler w/lead free cartridge
2194-P	Bubbler w/plastic cartridge

Bubblers only can be combined for price break

PART NUMBER	REPAIR CARTRIDGES
2195	Lead-free brass replacement cartridges
2196	Plastic replacement cartridge

Cartridges only can be combined for price break

PART NUMBER	REPAIR PARTS
2194-1	Chrome collar for button
2194-2	Chrome push button
2194-3	Cartridge retention bushing
2194-4	Valve gasket
2194-5	Lower inlet screen
2194-6	Inlet washer
2194-M	Mouthpiece set

PASCO

TOUCH - FLO®

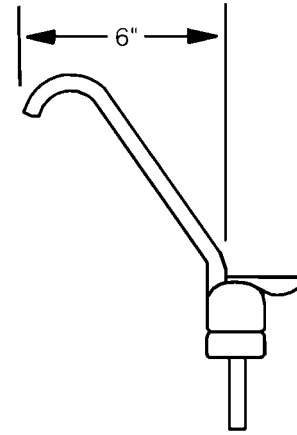
Stocked in Almond, Chrome and White

Long Reach



7/16" Diameter hole required
1/4" Compression Connection

PART NUMBER	FINISH
2040-LR	Chrome
2040-LRW	White

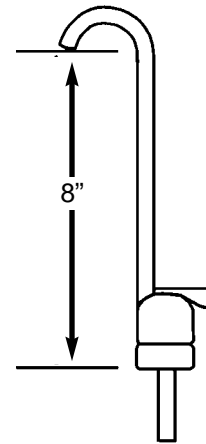


Tall Spout



7/16" Diameter hole required
1/4" Compression Connection

PART NUMBER	FINISH
2040-TS	Chrome
2040-TSW	White



The Original



7/16" Diameter hole required
1/4" Compression Connection

PART NUMBER	FINISH
2040	Chrome
2040-W	White

7/16" Diameter hole required
3/8" Compression Connection

PART NUMBER	FINISH
2041	Chrome

Replacement Parts


PART NUMBER	CONNECTION
2039	3-3/4" Stud Extender
2043-B	Faucet Handle-Black
2043-R	Faucet Handle-Red
2044	Repair Kit
2061	Tip for Spout (All Colors)
2040-C	1/4" x 3/8" Tubing Reducing Coupling

PASCO

QUICK RING

Replaces ANY Closet Ring!

United States Patent 5,890,239



Unique screw tabs attach to wood or concrete. Plastisol coat provides corrosion protection. Slotted for 1/4" or 5/16" closet bolt. Old closet ring does not need to be present. Replaces any and all closet rings.

INSTALLATION INSTRUCTIONS

FOR SOLVENT WELDED STEEL/PLASTIC COMBO AND PLASTIC CLOSET RINGS

Remove portion of broken ring, if remaining portion cannot be removed, Quick Ring will mount on top.

Apply a bead of butyl rubber caulk to the underside of the Quick Ring that will mount on top of the old ring.


Set Quick Ring on top of remaining portion of old ring. Note location of old toilet bolt slots. The length of the bolt slots in the Quick Ring allows for some centering of toilet. Secure the Quick Ring to wood or concrete sub floor with screws or anchors.

FOR CAST IRON RINGS

The Quick Ring can be mounted directly on top of an old cast iron closet ring. Drill holes in any remaining portion of cast iron ring that corresponds with holes in Quick Ring. Before securing the Quick Ring with screws, apply a bead of butyl rubber caulk to its underside. Large gaps or spaces around or underneath the closet ring, can be filled with any quicksetting type grouts, cements, etc.

PLEASE NOTE:

When setting the toilet use a wax bowl ring with plastic flange.



**PART
NUMBER**
21013

PASCO

A QUICK, EASY, LONG LASTING
solution to loose exterior faucets

Hose Faucet Anchor

There's never been a quick, easy lasting way to secure an exterior faucet till the patented Hose Faucet Anchor.

Works with any wall material (brick, concrete, vinyl, or stucco)

Repair or new home applications

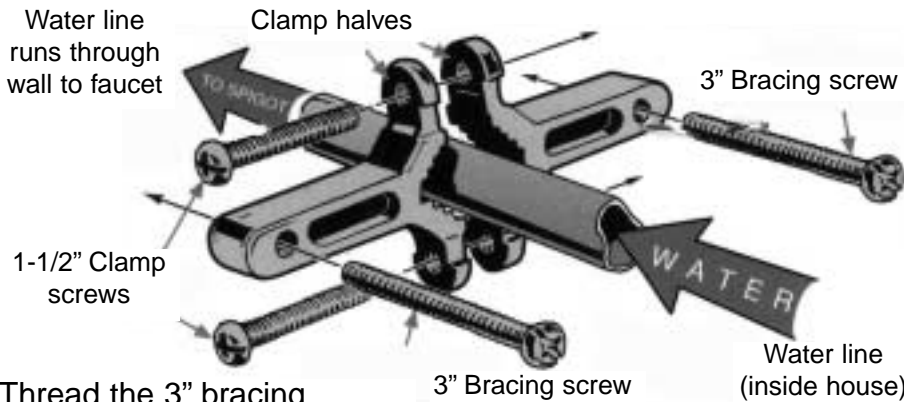
5 Minute installation that lasts

Fits all exterior or faucet water lines

Corrosion free



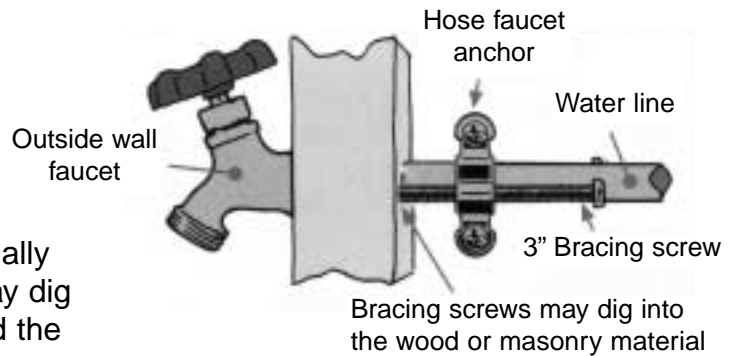
How to mount your Hose Faucet Anchor



Thread the 3" bracing screws into the "wing" ends' threaded holes facing you. Run these screws in until they contact the wall with equal pressure

Tighten these screws alternately and equally until the faucet is secure. The screws may dig into the wood or masonry material behind the house faucet anchor. This prevents any twisting action of the house faucet when turning it on and off. Now go outside and enjoy trouble free hose faucet security

Loosely assemble clamp halves around the hose faucet water line on the inside of the wall using the shorter (1 1/2") screws. Slide the clamp on the pipe approximately 1" from the wall and tighten the 1 1/2" clamp screws securing the clamp to the pipe.



PART NUMBER
5023

PASCO

DISHWASHER DRAIN HOSE

PASCO Invented Dishwasher Drain Hose!

**SINCE
1966**

Our hose is made of braided rubber with a rayon tire grade cord. It is an extremely durable hose and resists kinking.

Meets AHAM Standard DW-1
Listed in Table A of the UPC



PART NUMBER	SIZE	LENGTH
506	5/8"	50'
507	7/8"	50'

KINK-FREE GARDEN HOSE

Water flows always - Heavy duty



PART NUMBER	SIZE	LENGTH
560	5/8"	50'

REINFORCED GARDEN HOSE

3 Ply - Nylon Vinyl - Braided
Retains full flexibility down to 0° F.



PART NUMBER	SIZE	LENGTH
531	5/8"	50'
532	5/8"	75'
536	3/4"	50'
555	5/8"	50' 2 ply

GARDEN STANDARD HOSE

Unbraided
Uniform thickness & strength

PART NUMBER	SIZE	LENGTH
514	1/2"	50'

DISHWASHER AIR GAP

White polypro body with chrome plated ABS top
UPC listed

*Contains air gap, 7/8" x 24" dishwasher drain hose and 3 clamps



PART NUMBER	SIZE
50710	Air Gap Alone
50712	Air Gap w/ Hose*

DISHWASHER CONNECTOR KIT



Rigid construction
Will not collapse

PART NUMBER
496

HOSE CLAMPS

Apply with # 558
Hose Clamp Pliers
Self tightening



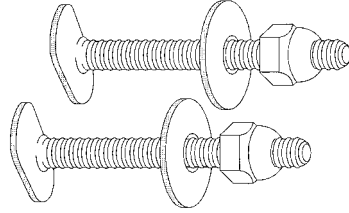
PART NUMBER	SIZE
A-15	5/8"
A-20	7/8"



PART NUMBER	SIZE
60010	5/8"
60016	7/8"

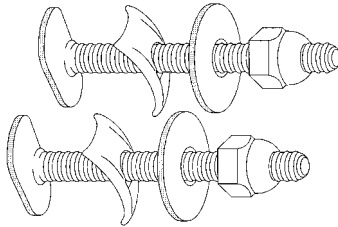
PACKAGED **BRASS** CLOSET BOLT SETS

Brass Bolts With Nuts & Washers



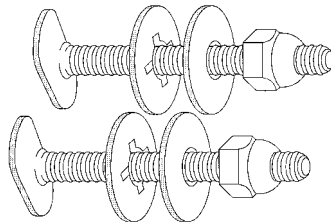
PART NUMBER	s2 Brass Bolts 2 NP Brass Nuts 2 Plated Steel Washers
100	1/4" x 2-1/4"
94	1/4" x 3-1/2"
82	5/16" x 2-1/4"

Brass Bolts With Nuts, Washers & Steel Speed Nuts



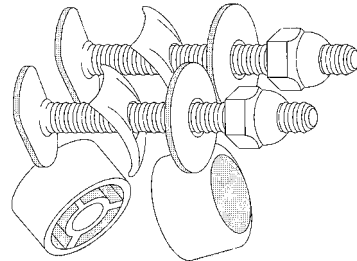
PART NUMBER	2 Brass Bolts 2 NP Brass Nuts 2 Plated Steel Washers 2 Steel Speed Nuts
102	1/4" x 2-1/4"
107	1/4" x 3-1/2"
59	5/16" x 2-1/4"

Brass Bolts With Nuts, Washers & "Push On" Speed Washers



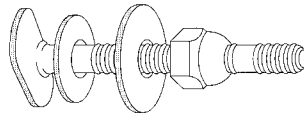
PART NUMBER	2 Brass Bolts 2 NP Brass Nuts 2 Plated Steel Washers 2 Plastic Speed Washers
102-SN	1/4" x 2-1/4"
107-SN	1/4" x 3-1/2"

Brass Bolts With Nuts, Washers, Speed Nuts & Round Plastic Bolt Caps



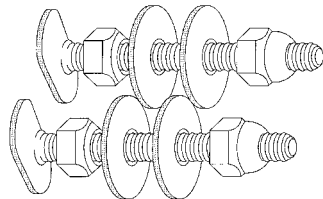
PART NUMBER	2 Brass Bolts 2 NP Brass Nuts 2 Plated Steel Washers 2 Steel Speed Nuts 2 Round Plastic Bolt Caps
106	1/4" x 2-1/4"

Break-Away Brass Bolts With Nuts, Washers & Brass retainer washer



PART NUMBER	2 Brass Break-Away Bolts 2 NP Brass Nuts 2 Plated Steel Washers
100-BB	1/4" x 2-1/4"
82-BB	5/16" x 2-1/4"

Brass Bolts With Nuts, Washers & Hex Speed Nuts



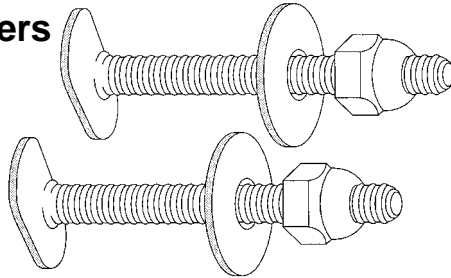
PART NUMBER	2 Brass Bolts 2 NP Brass Nuts 4 Plated Steel Washers 2 Plated Steel Hex Nuts
28	1/4" x 2-1/4"
30	1/4" x 3-1/2"

Brass bolts made in the U.S.A.

PASCO has cataloged the most popular bolt sets. Please contact us to package any set you require from other componets listed on the following pages.

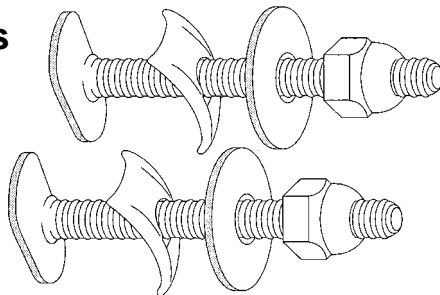
PACKAGED *STEEL* CLOSET BOLT SETS

Steel Bolts Standard With Nuts & Washers



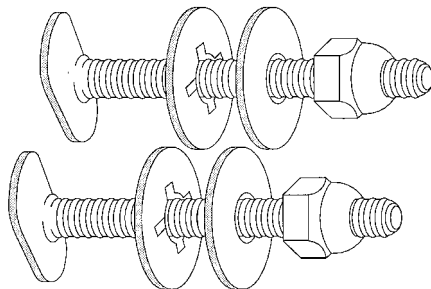
PART NUMBER	2 Plated Steel Bolts 2 Plated Steel Nuts 2 Plated Steel Washers
101	1/4" x 2-1/4"
95	1/4" x 3-1/2"
90	5/16" x 2-1/4"

Steel Bolts With Nuts, Washers & Steel Speed Nuts



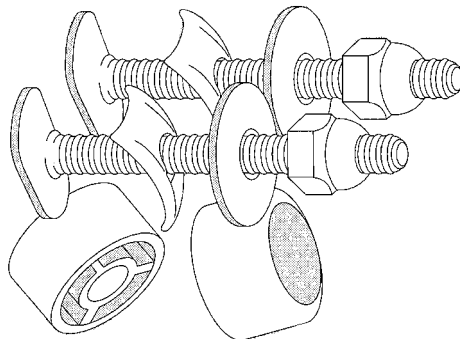
PART NUMBER	2 Plated Steel Bolts 2 Plated Steel Nuts 2 Plated Steel Washers 2 Steel Speed Nuts
105	1/4" x 2-1/4"
46	1/4" x 3-1/2"
90-TN	5/16" x 2-1/4"

Steel Bolts With Nuts, Washers, & "Push On" Speed Washers



PART NUMBER	2 Plated Steel Bolts 2 Plated Steel Nuts 2 Plated Steel Washers 2 Plastic Speed Washers
105-SN	1/4" x 2-1/4"
46-SN	1/4" x 3-1/2"

Steel Bolts With Nuts, Washers, Steel Speed Nuts & Round Plastic Bolt Caps



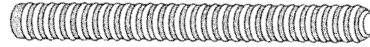
PART NUMBER	2 Plated Steel Bolts 2 Plated Steel Nuts 2 Plated Steel Washers 2 Steel Speed Nuts 2 Round Plastic Bolt Caps
119	1/4" x 2-1/4"

PASCO has cataloged the most popular bolt sets. Please contact us to package any set you require from other components listed on the following pages.

PASCO

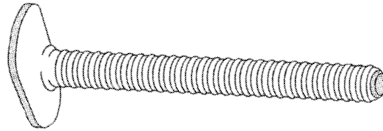
CLOSET BOLTS, SCREWS, NUTS & WASHERS Bulk Packed in 100's

Closet Studs - Brass



PART NUMBER	SIZE
108	1/4" x 2-1/4"

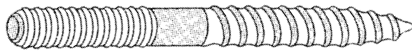
Closet Bolts - Brass or Steel



Brass Bolts are Made in U.S.A.

BRASS		PLATED STEEL	
PART NUMBER	SIZE	PART NUMBER	SIZE
110	1/4" x 2-1/4"	114	1/4" x 1-3/4"
111	1/4" x 3-1/2"	115	1/4" x 2-1/4"
112	5/16" x 2-1/4"	116	1/4" x 3-1/2"
113	5/16" x 3-1/2"	88	5/16" x 2-1/4"

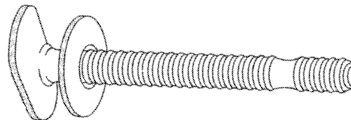
Closet Screws - Brass or Steel



Brass Screws are Made in U.S.A.

BRASS		PLATED STEEL	
PART NUMBER	SIZE	PART NUMBER	SIZE
120	1/4" x 2-1/2"	125	1/4" x 2-1/2"
121	1/4" x 3-1/2"	126	1/4" x 3-1/2"
122	5/16" x 2-1/2"		
123	5/16" x 3-1/2"		

BreakAway Bolts - Brass



Brass Bolts are Made in U.S.A.

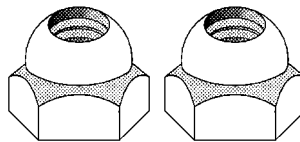
PART NUMBER	SIZE
110-BB	1/4" x 2-1/4"
112-BB	5/16" x 2-1/4"

Speed Nuts - Steel



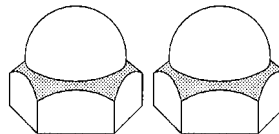
PART NUMBER	SIZE
136	1/4"
143	5/16"

Open Head Bolt Nuts - Plated



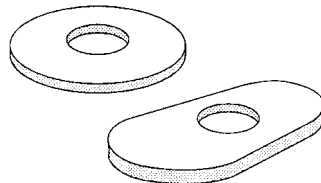
BRASS		PLATED STEEL	
PART NUMBER	SIZE	PART NUMBER	SIZE
132	1/4"	131	1/4"
133	5/16"	144	5/16"

Closed Head Screw Nuts - Plated



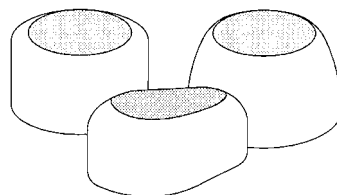
BRASS		PLATED STEEL	
PART NUMBER	SIZE	PART NUMBER	SIZE
134	1/4"	137	
135	5/16"	--	

Closet Bolt Washers



ROUND WASHER		OVAL WASHER	
PART NUMBER	MATERIAL	PART NUMBER	SIZE
138	Plated Steel	145	
--	Stainless Steel	146	
140	Heavy Stainless Steel	147	
142	Heavy NP Brass	149	

Plastic Bolt Caps



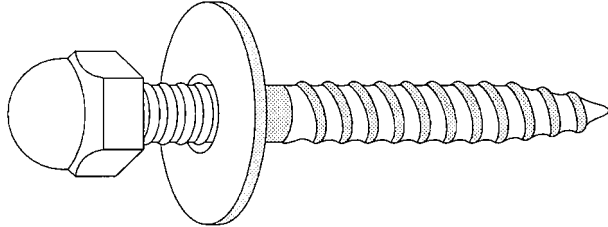
PART NUMBER	SIZE	SHAPE
912	1/4"	Oval
913	1/4"	Round
917-PR*	1/4" or 5/16"	Round

* With snap on washer

PASCO

CLOSET BOLTS, SCREWS, NUTS & WASHERS Bulk Packed in 100's

Combo Brass Closet Screws, Nuts & Washers

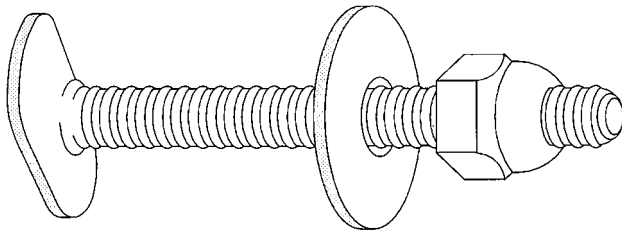


PART NUMBER	SIZE	ROUND WASHER
152	1/4" x 2-1/2"	Plated
153	1/4" x 3-1/2"	Steel
156	1/4" x 2-1/2"	Stainless Steel
157	1/4" x 3-1/2"	Steel
162	1/4" x 2-1/2"	Plated Brass
163	1/4" x 3-1/2"	
164	5/16" x 2-1/4"	
165	5/16" x 3-1/2"	

Combo Plated Steel Closet Screws, Nuts & Washers

PART NUMBER	SIZE	ROUND WASHER
168	1/4" x 2-1/2"	Plated
169	1/4" x 3-1/2"	Steel

Combo Brass Closet Bolts, Nuts & Washers



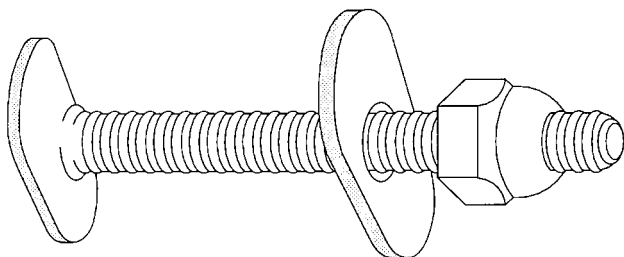
PART NUMBER	SIZE	ROUND WASHER
180	1/4" x 2-1/4"	Plated Steel
180-BB*		
181	1/4" x 3-1/2"	Stainless Steel
184	1/4" x 2-1/4"	
185	1/4" x 3-1/4"	Steel
188	1/4" x 2-1/4"	Plated
189	1/4" x 3-1/4"	Brass
204-BB	5/16" x 2-1/4"	Plated Steel

*Breakoff Bolts

Combo Plated Steel Closet Bolts, Nuts & Washers

PART NUMBER	SIZE	ROUND WASHER
251	1/4" x 1-3/4"	Plated Steel
210	1/4" x 2-1/4"	
211	1/4" x 3-1/2"	
253	5/16" x 2-1/4"	

Combo Brass Closet Bolts, Nuts & Washers



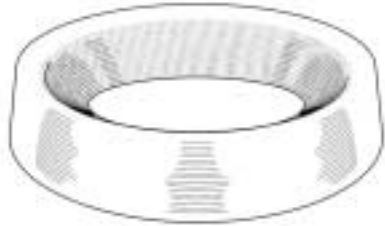
PART NUMBER	SIZE	OVAL WASHER
192	1/4" x 2-1/4"	Plated
193	1/4" x 3-1/2"	Steel
196	1/4" x 2-1/4"	Stainless Steel
197	5/16" x 3-1/2"	
202	1/4" x 2-1/4"	Plated Brass
203	1/4" x 3-1/2"	
204	5/16" x 2-1/4"	
205	5/16" x 3-1/2"	

Combo Plated Steel Closet Bolts, Nuts & Washers

PART NUMBER	SIZE	OVAL WASHER
222	1/4" x 2-1/4"	Plated Steel
226		Plated Brass

PASCO

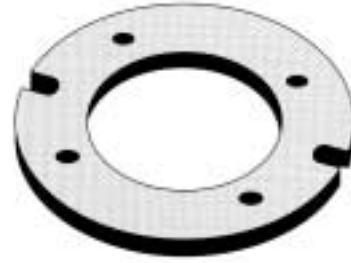
CLOSET BOWL WAX GASKET



PART NUMBER	DESCRIPTION
268	Gasket
269	Gasket w/ #102 Brass bolt sets

Made in U.S.A.

CLOSET FLANGE EXTENSION



1/4" thick
Durable ABS
Made in U.S.A.

PART NUMBER
1018

FLEX - A - FLANGE

Closet Bowl Wax Gasket With Plastic Flange

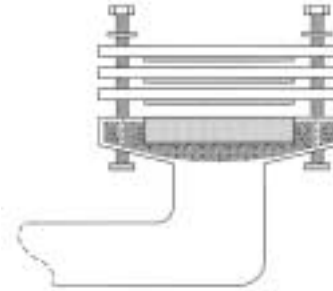
For 3" or 4" cast iron, brass, plastic and steel/plastic combo closet rings.



PART NUMBER	DESCRIPTION
270	Flange
271	Flange w/ #102 brass bolt sets

Made in U.S.A.

CLOSET FLANGE EXTENSION KIT



Kit Contains:

3 Self-sealing extenders
With 1/4" X 3-1/2" closet bolts, nuts & washers

Made in U.S.A.

PART NUMBER	BOLT SET
1018-K	Steel
1018-BR	Brass

SPONGE RUBBER CLOSET BOWL GASKET



Resists mold, mildew and fungus
Made in U.S.A.

PART NUMBER	THICKNESS & DIAMETER
2228	9/16" x 5-1/4"
2230	3/4" x 5-1/4"

SPONGE RUBBER CLOSET BOWL GASKET

Covers Entire Width of Closet Ring




Resists mold, mildew and fungus
Has holes for closet bolts
Made in U.S.A.

PART NUMBER	THICKNESS & DIAMETER
2227	3/8" X 6-3/4"
2231	3/4" x 6-3/4"

PASCO

BRASS TANK TO BOWL BOLT SETS




Made in U.S.A.

EACH SET CONTAINS:

- Brass Bolts
- Brass Hex Nuts
- Cloth Inserted Rubber Washers
- Plated Brass Washers

PART NUMBER	SIZE	WASHERS	
		RUBBER	PLATED BRASS
235	5/16" x 3"	2	2
237		4	4

STEEL TANK TO BOWL BOLT SETS



EACH SET CONTAINS:

- Plated Steel Bolts
- Steel Hex Nuts
- Cloth Inserted Rubber Washers
- Steel Washers

PART NUMBER	SIZE	WASHERS	
		RUBBER	STEEL
239	5/16" x 3"	2	2
241		4	4

TANK TO BOWL CONNECTOR KIT With Rubber Gasket



EACH SET CONTAINS:

- 1 Rubber gasket
- 2 Bolts - Brass or steel
- 4 Heavy washers - Brass or Steel
- 4 Rubber washers
- 4 Hex nuts - Brass or Steel



KIT PART NO. WITH BRASS BOLTS	GASKET TYPE	KIT PART NO. WITH STEEL BOLTS
437	Regular	438
439	Amstan	440
441	Crane	442
443	Gerber	444

Made in U.S.A.

CLOTH INSERTED Rubber Washers



PART NUMBER
242

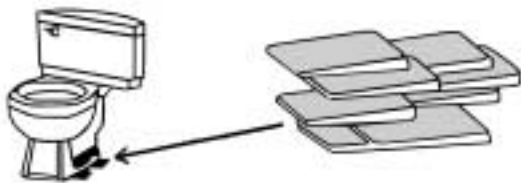
FOR TANK TO BOWL BOLT Made in U.S.A.

HEX NUT For Tank to Bowl Bolt



PART NUMBER	MATERIAL	SIZE
243-B	Brass	5/16"
243	Steel	

TOILET STABILIZER SHIMS



Plastic
10 Per bag

PART NUMBER
234

TANK TO BOWL BOLTS



PART NUMBER	MATERIAL	SIZE
232	Brass*	5/16" x 3"
233	Steel	

*Made in U.S.A.

PASCO

REPLACEMENT TOILET TANK UNIVERSAL FIT - HIGH IMPACT PLASTIC



Replaces almost any China toilet tank
Includes high impact plastic lid
Universal tank to bowl adapter with gaskets and close coupled bolt sets
Formerly manufactured by Gebertt Manufacturing
Sold without ballcock, flushvalve, tank lever, float and float rods

**PART
NUMBER**
1022

PASCO

TOILET TANK TRIP LEVERS

PREMIUM QUALITY

8" Flat brass arm
 CP Die cast handle
 Die Cast lock nut



**PART
 NUMBER**
 1055

ECONOMY

8" ABS Plastic arm
 CP ABS Plastic handle



**PART
 NUMBER**
 1047

ECONOMY

8" Round brass arm
 CP Die cast handle
 Die cast spud
NEW finger tight locknut



**PART
 NUMBER**
 1040
 1040-PB

PB = POLISHED BRASS HANDLE

ECONOMY

8" Round brass arm
 CP Die cast handle
 Plastic spud
NEW finger tight locknut



**PART
 NUMBER**
 1041

ECONOMY

4" ABS Plastic arm
 CP ABS handle
 Replaces American Standard
 #3521-136



**PART
 NUMBER**
 1046

FITS ALL

8" Brass arm
 CP ABS Plastic handle
 Fits almost any toilet tank lever
 Snap with pliers at appropriate
 score marks
 Connects to any flapper



**PART
 NUMBER**
 1044

PASCO

TOILET TANK TRIP LEVERS

INDEX STYLE

8" Round brass arm
 CP Die cast handle
 Plastic spud
 Plastic lock nut



**PART
 NUMBER**
 1057

MANSFIELD

9" White plastic arm
 CP Die cast handle
 Plastic spud
 Plastic lock nut



**PART
 NUMBER**
 1045

WESTERN POTTERY & TOTO

10" Round brass arm
 CP Die cast handle
 Plastic spud
 Plastic locknut
 Side mount



**PART
 NUMBER**
 1058
 1059

KOHLER WELLWORTH II

8" Plastic arm
 CP Die cast handle
 Plastic spud
 Plastic locknut



**PART
 NUMBER**
 1053

ELJER

10" Brass arm
 CP Die cast handle
 Plastic spud
 Plastic locknut
 Side mount



**PART
 NUMBER**
 1054

OFFSET - PREMIUM QUALITY

9-1/2" Offset flat brass arm
 CP Die cast handle
 Modern styling
 High Quality
 Die cast locknut



**PART
 NUMBER**
 1056

PASCO



korky®

Preferred by plumbers for superior quality and reliability since 1954.
Universal replacement flapper

PART NUMBER
54



korky plus®

Premium quality Chlorazone material withstands chloramine and toilet tank cleaners
5-Year guarantee
Universal replacement flapper

PART NUMBER
2001



korky 1.6®

Fits most 1.6 gallon toilets
The adjustable water-saver saves up to 50% more water when used in conventional toilets.

PART NUMBER
16



korky classic®

For older, 5 and 7 g.p.f. toilets
Original design for brass flush valves

PART NUMBER
50



korky MAX FLUSH®

Stays open longer for maximum flush
Specially designed for low boy style toilets
Fits slanted plastic flush valves

PART NUMBER
92



KOHLER

With styrofoam float
This flapper includes the styrofoam float and is adjustable for the perfect flush.

PART NUMBER
2004

All Korky flappers are blister packed

RUBBER FLAPPER Stainless Steel Chain



High quality rubber
Resistant in tank bowl cleaners

**PART
NUMBER**
1026

3 WAY FLAPPER Stainless Steel Chain



High quality vinyl

**PART
NUMBER**
1028-S

3 WAY FLAPPER Plastic Chain



High quality vinyl

**PART
NUMBER**
1028

PLASTIC FLUSH VALVE FLAPPER Stainless Steel Chain



High quality vinyl

**PART
NUMBER**
1033

RUBBER FLAPPER 8" Chain



For Kohler
Resistant to tank bowl cleaners

**PART
NUMBER**
1031

AMERICAN STANDARD FLAPPER With Float



PART NUMBER	REPLACES AMSTAN #	DESCRIPTION
1038	#5	Low profile
1039	#6	High profile
1042	Repair kit with chain rubber grommet & clip	

TANK BALL



Resists chlorinated water
Never swells
One ball for all sizes
High quality rubber

**PART
NUMBER**
1032

DISK SEAT FLAPPER For American Standard



PART NUMBER	DESCRIPTION
1035	Combo Fit-All
1036	Screw-On
1037	Snap-On

PASCO

DOUGLAS FLUSH VALVE



Rubber washer
Solid ring guide
Locknut
Overflow tube

PART NUMBER	DESCRIPTION
1025	Die cast locknut
1027	Brass locknut
1029	White plastic flush valve, with flapper

LIFT WIRES - BRASS



Order in packs of 25 or 100

Made in U.S.A.

PART NUMBER	DESCRIPTION
850	4-1/2" Lower lift wire
851	5-1/2" Lower lift wire
856	9" Upper Lift wire

BRASS OVERFLOW TUBES



Made in U.S.A.

PART NUMBER	DIAMETER	LENGTH
870	1"	10"
873	1" X 1-1/8"	10"

BRASS FLOAT RODS 1/4" - 20 Threads



Made in U.S.A.

PART NUMBER	LENGTH
882	8"
883	9"
884	10"
886	12"

BRASS FLUSH VALVE GUIDES



1" Adjustable
Heavy pattern

PART NUMBER
1023



1" Adjustable
Heavy pattern deluxe

PART NUMBER
1024

BRASS SEAT HINGES



PART NUMBER	DESCRIPTION
1215	Polished Brass
1218	CP Brass

TANK FLOATS

Copper or Plastic



Made in U.S.A.

PART NUMBER	SIZE	TYPE	FLOAT ROD
1060*	4" X 5"	Oval Copper	1/4"
1067	3"	Round Copper	
1068	4"		
1069	5"		
1070	6"		
1072	8"		
1073	4" X 5"	Oval Plastic	3/8"
			1/4"

*Order in packs of 12 or 100

PASCO

BRASS URINAL OUTLET SPUD IPS or Sweat Connection



With studs, washers and nuts and # 2096 sponge type gasket

PART NUMBER	DRAIN CONNECTION	URINAL TYPE	BOLT HOLE CENTERS
94700	2" IPS	Crane	5-1/2"
94701	2" Sweat	Crane	5-1/2"
94702	2" IPS	Crane Hex Bolts	5-1/2"
94703	2" IPS	UR	4-1/2"
94704	2" IPS	Eljer	4-1/4"
94705	2" Sweat	Eljer	4-1/4"
94706	2" IPS	Amstan	4"

CLOSET & URINAL SPUDS



PART NUMBER	TYPE	SIZE	LOCKNUT
956	Closet	2"	Brass
956A	Closet		Die Cast
957	Closet	2" X 1-1/2"	Brass
958	Closet	2" X 1-1/4"	Brass
959	Closet	1-1/2"	Brass
959A	Closet		Die Cast
960	Closet	1-1/4"	Brass
961	Urinal	1" X 3/4"	Brass
962	Urinal	1-1/4"x3/4"	Brass
963	Closet	1-1/2"x1-1/4"	Brass

ANTI - SIPHON BALLCOCKS



Reliable - Quiet
Brass float rod
Adjustment screw

PART NUMBER	DESCRIPTION
1009	8-1/2"
1010	10"
1011	12"
1014	Ballcock repair kit includes valve seat plunger, with O-ring diaphragm brass screw bonnet with arm
1015-N	Diaphragm & adjustable screw
1320	Plastic coupling nut
2099	Shank washer

PASCO

LOCK NUTS



PART NUMBER	SIZE	MATERIAL
1294	1/2"	Die Cast
1295	3/4"	Die Cast
1296	15/16"	Die Cast Ballcock
1298	1"	Die Cast
1300	1-1/4"	Die Cast
1301	1-1/2"	Die Cast
1303	2"	Die Cast
1306	1-1/4"	Brass
1307	1-1/2"	Brass
1309	2"	Brass
1312	3-3/8"	Brass Basket Strainer
1316	3-3/8"	Die Cast Basket Strainer

LAVATORY COUPLING NUTS



PART NUMBER	SIZE	MATERIAL
1322	1/2" X 7/16"	Brass
1322-C		CP Brass
1326-C	1/2" X 3/8"	CP Die Cast
1327-C	1/2" X 7/16"	CP Die Cast
1327-P		Die Cast
1328-C	1/2" X 1/2"	CP Die Cast
1328-P		Die Cast
1329-C	3/4" X 1/2"	CP Die Cast Bathcock
1329-P		Die Cast Bathcock
1335	1/2" X 1/2"	Die Cast
1335-C		CP Brass

BALLCOCK COUPLING NUT



PART NUMBER	MATERIAL
1320	Plastic
1321	Brass

BRASS SOLDER COLLARS



Threads fit slip joint nuts

PART NUMBER	SLIP JOINT	FOR USE WITH
1314	1-1/2"	Tubular
1315		CWT

PASCO
SMART PLUMBING
STARTS HERE

PASCO

DIE CAST SLIP JOINT NUTS



PART NUMBER	SIZE	FINISH
1324-C	2" x 1-1/2"	Chrome
1330-C	1-1/4"	Chrome
1331-C	1-1/2" x 1-1/4"	Chrome
1331-P		Plain
1332-C	1-1/2" x 1-3/8"	Chrome
1333-C	1-1/2"	Chrome
1333-P		Plain
1334-C	2"	Chrome

BRASS SLIP JOINT NUTS



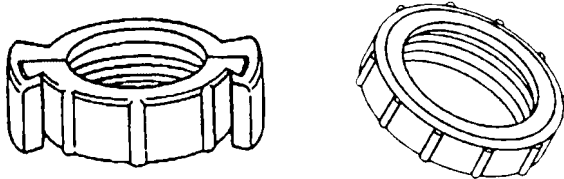
PART NUMBER	SIZE	FINISH
1336	1-1/4"	Rough
1336-C		Chrome
1337	1-1/2" x 1-1/4"	Rough
1337-C		Chrome
1338	1-1/2"	Rough
1338-C		Chrome
1339	2"	Rough
1339-C		Chrome

CHROME SLIP JOINT NUT SETS WITH WASHER, FRICTION RING



PART NUMBER	SIZE	MATERIAL
1346-C	1-1/4"	Brass
1347-C	1-1/2" x 1-1/4"	Brass
1348-C	1-1/2"	Brass
1349-C	1-1/4"	Die Cast
1350-C	1-1/2" x 1-1/4"	Die Cast
1351-C	1-1/2"	Die Cast

PLASTIC SLIP JOINT NUTS - PVC REGULAR OR TWO PIECE



PART NUMBER	SIZE	STYLE
1352	1-1/4"	One Piece
1353	1-1/2"	Piece
1354	1-1/4"	Two
1355	1-1/2"	Piece

BRASS FRICTION RINGS



PART NUMBER	SIZE
1385	1/2" x 3/8"
1387	3/4" x 7/16"
1388	1/2" x 7/16"
1389	1/2" x 1/2"
1390	3/4" x 1/2"
1391	1-1/4"
1392	1-1/2" x 1-1/4"
1394	1-1/2"
1397	3/4" x 3/8"

PASCO

TANK-TO-BOWL GASKETS

Sponge Rubber



PART NUMBER	DESCRIPTION
2095	Crane
2096	Regular
2097	Recessed for American Standard
2098	Gerber

Made in U.S.A.

SLIP JOINT WASHERS

Square Cut Washers



PART NUMBER	SIZE
2201	2" x 1-1/2"
2202	2"
2204	1-1/2"
2208	1-1/2" x 1-1/4"
2209	1-1/4"

Made in U.S.A.

POLY WASHERS FOR TAILPIECES



PART NUMBER	SIZE	DESCRIPTION
2214	1-1/2"	Beveled
2218	1-1/2" x 1-1/4"	
2219	1-1/4"	
2222	1-1/2"	Flanged

Made in U.S.A.

TAILPIECE WASHER

Cloth Inserted Rubber



Top quality, excellent seal
Made in U.S.A.

PART NUMBER	SIZE
2211	1-1/2" x 1-1/4"

BALLCOCK SHANK WASHER



Beveled rubber

PART NUMBER
2099

GARDEN HOSE WASHER

Fits 3/4" FHT



Made in U.S.A.

PART NUMBER
2224

CONE FILTER WASHER

Fits 3/4" FHT



PART NUMBER
2244

PASCO

SPUD FRICTION RINGS

Galvanized



PART NUMBER	SIZE
2075	2"
2076	2" x 1-1/2"
2077	2" x 1-1/4"
2078	1-1/2"
2079	1-1/4"
2080	1" x 3/4"

Made in U.S.A.

1-1/4" MACK WASHER

For Pop-Ups

Rubber



PART NUMBER
2074

Made in U.S.A.

WALL HUNG URINAL SPUD WASHER

Large style for additional sealing surface
 4-3/8" OD x 2-7/8" ID
 1/2" Thick
 Sponge rubber



PART NUMBER
2083

Made in U.S.A.

SPUD WASHERS

Rubber



PART NUMBER	SIZE
2085	2"
2086	2" x 1-1/2"
2087	2" x 1-1/4"
2088	1-1/2"
2089	1-1/4"
2090	1" x 3/4"

Made in U.S.A.

WASTE & OVERFLOW WASHERS

Sponge Rubber



PART NUMBER	DESCRIPTION
2091	2-1/8" X 3-7/16 x Beveled
2092	1-7/8" x 2-7/8" x 3/8"

DOUGLAS FLUSH VALVE WASHER

Sponge Rubber
 Fits urinal outlet spuds



PART NUMBER
2093

Made in U.S.A.

PASCO

GARBAGE DISPOSER SHIELD



PART NUMBER
1358

PLUMBERS PACK O-RING KIT

Popular O-ring sizes in a reusable box



Made in U.S.A.
PART NUMBER
2250

O-RING PICK



PART NUMBER
5200

CONE SLIP JOINT WASHERS



PART NUMBER	SIZE		USAGE
	I.D.	HT.	
2276	3/8"	3/8"	1/2" Nut 3/8" Tube
2276-T			1/2" Nut Thread 3/8" Tube
2277			1/2" Nut 3/8" Tube
2277-A	7/16"	7/16"	1/2" Nut 7/16" or 1/2" tube
2285	11/32"	11/32"	3/8" Tube Ballcock
2286	3/8" Supply X Lav - Sq. Cut		
2287	3/8" Supply X Ballcock - Sq. Cut		

CANDLE WICKING & GRAPHITE PACKING



Seals bonnet nuts
Lubricates stems

Random length


PART NUMBER
2872

GRAPHITE PACKING

1/16" x 24" Length

PART NUMBER
2290

FAUCET STEM WASHER ASSORTMENT



00-1/2" Trade Size
350 Pieces
Eight common sizes fit most stems
manufactured

Made in U.S.A.

PART NUMBER
2870

SOAP DISPENSER

THROUGH THE COUNTER



2" Spout
10" Length
Chrome plated brass pump
Mounts through counter
Unbreakable poly bottle
Holds 7 oz.

PART NUMBER	DESCRIPTION
2042	Complete dispenser
2042-B	Bottle Only
2042-F	Chrome Flange
2042-N	Brass Nipple With Nut & Friction Ring Washer
2042-P	Chrome Pump & Plastic stem

PASCO

COMMERCIAL LAV DRAIN

WITH TAIL PIECE
Highest Quality



Chrome plated brass
1-1/4" x 6" tailpiece
17 Gauge tube
Brass locknut
Rubber gasket

PART NUMBER
1176

HANDICAP STYLE LAV DRAIN

Highest Quality



Chrome plated brass
1-1/4" x 9" waste elbow
17 Gauge tube
Brass locknut
Rubber gasket

PART NUMBER
1177-TP

HANDICAP STYLE LAV DRAIN

LESS WASTE ELBOW
Highest Quality



Chrome plated brass
Threaded 1-1/4" for waste elbow
Brass locknut
Rubber gasket

PART NUMBER
1177

REPLACEMENT STRAINERS

Snap - in stainless steel



PART NUMBER	STRAINER SIZE	FITS
1205	3"	2" DWV
1206	4"	3" DWV
1207	5"	4" DWV

CRUMB CUP STRAINER



Chrome plated brass
1341 - 1-7/8" x 1"
1344 - 1-1/4" x 11/16"

PART NUMBER	FITS
1341	Sink
1344	Lavatory less post

BRASS POP-UP ASSEMBLIES

Highest Quality



Chrome plated brass
Brass locknut

PART NUMBER	TYPE
11701	Moen
11702	Price Pfister
11703	Gerber

BRASS WASTE CONNECTORS (DESANKO FITTINGS)

The charts below let you choose the type of slip joint nut, either chrome plated die cast or plain brass and the type of compression ring, either brass or poly. To order waste connectors with chrome plated brass nuts, add **CP** to waste connector part number.

**TUBULAR X MALE PIPE
THREAD (OUTLET)
FEMALE COPPER SWEAT
UNDER MPT**



PART NUMBER	TUBULAR X MPT	SLIP NUT	COMPRESSION RING
1892	1-1/4"	Chrome Die Cast	Brass
1893	1-1/4" x 1-1/2"		
1894	1-1/2"		
1942	1-1/4"	Rough Brass	
1943	1-1/4" x 1-1/2"		
1944	1-1/2"		
1904	1-1/4"	Chrome Die Cast	Poly
1905	1-1/4" x 1-1/2"		
1906	1-1/2"		
1944-S with stops*	1-1/2"	Rough Brass	Brass

*Complies with UPC

**TUBULAR X FEMALE PIPE
THREAD (OUTLET)**



PART NUMBER	TUBULAR X FPT	SLIP NUT	COMPRESSION RING
1895	1-1/4"	Chrome Die Cast	Brass
1896	1-1/4" x 1-1/2"		
1897	1-1/2"		
1945	1-1/4"	Rough Brass	
1946	1-1/4" x 1-1/2"		
1947	1-1/2"		
1907	1-1/4"	Chrome Die Cast	Poly
1908	1-1/4" x 1-1/2"		
1909	1-1/2"		
1947-S With Stops*	1-1/2"	Rough Brass	Brass

*Complies with UPC

FEMALE COPPER SWEAT (OUTLET)



PART NUMBER	TUBULAR X COPPER	SLIP NUT	COMPRESSION RING
1898	1-1/4"	Chrome Die Cast	Brass
1899	1-1/4" x 1-1/2"		
1900	1-1/2"		
1948	1-1/4"	Rough Brass	
1949	1-1/4" x 1-1/2"		
1950	1-1/2"		
1910	1-1/4"	Chrome Die Cast	Poly
1911	1-1/4" x 1-1/2"		
1912	1-1/2"		

Continued on following page

BRASS WASTE CONNECTORS (DESANKO FITTINGS)

The charts below let you choose the type of slip joint nut, either chrome plated die cast or plain brass and the type of compression ring, either brass or poly. To order waste connectors with chrome plated brass nuts, add **CP** to waste connector part number.

MALE COPPER SWEAT (OUTLET)



PART NUMBER	TUBULAR X COPPER	SLIP NUT	COMPRESSION RING
1901	1-1/4"	Chrome Die Cast	Brass
1902	1-1/4" x 1-1/2"		
1903	1-1/2"		
1951	1-1/4"	Rough Brass	
1952	1-1/4" x 1-1/2"		
1953	1-1/2"		
1913	1-1/4"	Poly	Poly
1915	1-1/2"		


WASTE ARM COVER TUBE



6' x 22 Gauge chrome plated brass tubing
Covers 1-1/2" or 2" IPS galvanized or brass waste arm nipples
Also available to cover 1-1/2" copper

PART NUMBER	FITS
17995	1-1/2" IPS
17996	2" IPS
17997	1-1/2" CWT

CHROME PLATED COPPER SUPPLY TUBING



"Spaghetti"
3/8" x 6 Foot - soft
50 Per case

PART NUMBER
17990

COMPRESSION RINGS ONLY



PART NUMBER		
BRASS	POLY	SIZE
1990	2219	1-1/4"
1992	2214	1-1/2"

AERATORS

Quality recognized for years throughout the industry!

PREMIUM QUALITY

Chrome plated brass
 Special stainless steel screen
 Stylized appearance
 NSF listed Santoprene® washer
 All aerators are individually bagged
 Meets ANSI A-112.18M
 2.2 GPM at 60 PSI
 2.5 GPM at 80 PSI



Made in U.S.A.

SLOTTED

PART NUMBER	THREADS
2100	Male 15/16" - 27
2103	Female 55/64" - 27
2105	Dual 15/16" - 55/64" - 27

NON-SLOTTED

PART NUMBER	FINISH	THREADS
2105AB	Ant. Brass	Dual 15/16" - 55/64" - 27
2105PB	Polish. Brass	55/64" - 27

SLOTTED WATER SAVER

PART NUMBER	THREADS
2104	Dual 15/16" - 55/64" - 27

ECONOMY QUALITY

Chrome plated brass
 Stylized appearance
 NSF listed Santoprene® washer*
 All aerators are individually bagged
 Meets ANSI A-112.18M
 2.2 GPM at 60 PSI
 2.5 GPM at 80 PSI



Made in U.S.A.

NON-SLOTTED

PART NUMBER	THREADS
2120	Male 15/16" - 27
2122	Female 55/64" - 27
2124	Dual 15/16" - 55/64" - 27
2130	Male 13/16" - 27
2131	Female 13/16" - 27

NON-SLOTTED WATER SAVER

PART NUMBER	THREADS
2132	Male 15/16" - 27
2133	Female 55/64" - 27
2134	Dual 15/16" - 55/64" - 27

SWIVEL SPRAY

Chrome plated brass
 Special stainless steel screen
 Superior quality
 NSF listed Santoprene® washer*



Made in U.S.A.

PART NUMBER	THREADS
2114	Dual 15/16" - 55/64" - 27

Santoprene® is a registered trademark of The Monsanto Company.

PASCO

AERATOR COUNTER DISPLAYS

**24
Tubes
6 Aerators
per tube**



Slotted premium quality

PART NUMBER	DUAL THREADS
2106	Contains 144-2105
2107	Contains 144-2104 Water Saver

Non-slotted economy quality

PART NUMBER	THREADS
2125	Contains 144-2124
2136	Contains 144-2134 Water Saver

These displays are guaranteed to trigger an impulse purchase by the plumber!

*Small display generates **BIG** profits!*

Made in U.S.A.

**KITCHEN SINK HOSE
AND SPRAY HEAD**
Replaces existing units.



PART NUMBER	DUAL THREADS
1366	COMPLETE UNIT
1367	HOSE, COUPLING
1367-W	WHITE COMPLETE UNIT
1368	HEAD ONLY
1368-W	WHITE-HEAD ONLY
1369	HOSE GUIDE

**FIT ALL KITCHEN BASKET
STRAINER- STAINLESS STEEL**

Fits most styles of kitchen basket strainers



CP brass lift post
Rubber stopper

**PART
NUMBER**
21926

PASCO

JUNIOR BASKET STRAINER

For 2" - 2-1/2" Outlets

Stainless steel body and basket
Complete with washers and nuts



PART NUMBER	LOCKNUT	SLIP JOINT NUT
1361	Die Cast	Plated Die Cast
1361-BN	Brass	Brass
1361-B	BASKET ONLY	

JUNIOR DUO STRAINER

For 2" - 2-1/2" Outlets

Stainless steel body and basket
Complete with washers and nuts



PART NUMBER	LOCKNUT	SLIP JOINT NUT
1365	Die Cast	Plated Die Cast
1365-BN	Brass	Brass
1365-B	BASKET ONLY	

TRAY PLUG

For 2" - 2-1/2" Outlets

Stainless steel body
Complete with washers and nuts



PART NUMBER	LOCKNUT	SLIP JOINT NUT
1370	Die Cast	Plated Die Cast
1370-BN	Brass	Brass

FLAT DUPLEX STRAINER

For 2" - 2-1/2" Outlet

Stainless steel body and strainer
Complete with washers and nuts



PART NUMBER	LOCKNUT	SLIP JOINT NUT
1371	Die Cast	Plated Die Cast
1371-BN	Brass	Brass

Specification Grade Stainless Steel Basket Strainer - 2 Styles



Equal to:
Watts 644003
Dearborn 14
*Watts 652003

Heavy duty - cup style
3-1/2" to 4" Sink drain opening
304 Stainless steel bodies
Stainless steel basket
Die cast locknut and slip joint nut
Poly tailpiece washer
21915 Specification basket strainer
has brass locknut and slip joint nut

PART NUMBER	DESCRIPTION
21914	Complete Unit
21922	Basket Only
21915*	Ball lock stick post Complete Unit
21924	Basket Only

*21915 has 1-3/4" tail piece

Heavy Duty Commercial Grade Chrome Plated Brass Basket Strainer



Equal to:
Dearborn 16
Kohler K-8801
Amstan 4331.013
McGurire 151

Highest quality
3-1/2" to 4" Sink drain openings
Cast brass body
Stainless steel basket
Cast brass slide post and stopper
Brass slip joint nut and locknut
Poly tailpiece washer

PART NUMBER	DESCRIPTION
21916	Complete Unit
21925	Basket Only

Spin Lock Chrome Plated Brass Basket Strainer



Equal to:
Dearborn 17
Watts 653003

3-1/2" to 4" sink drain openings
Stainless steel screw in basket
Brass locknut and slip joint nut
Poly tailpiece washer

PART NUMBER	DESCRIPTION
21917	Complete Unit
21923	Basket Only

Quick Tite Stainless Steel Basket Strainer



3-1/2" to 4" sink drain opening
 Triangular threaded flange with
 three thumb screws
 Stainless steel stick post basket
 Die cast slip joint nut
 Poly tailpiece washer

Equal to:
 Dearborn 3 BN
 Watts 646443

PART NUMBER	DESCRIPTION
21903	Complete Unit
21921	Basket Only

Plumber Quality Chrome Plated Brass Basket Strainer



3-1/2" to 4" sink drain openings
 Stainless steel stick post basket
 Die cast slip joint nut and locknut
 Poly tailpiece washer

Equal to:
 Dearborn 16
 Watts 2-8-3
 Sanitary Dash SS250
 Garvin 2250

PART NUMBER	DESCRIPTION
21906	Complete Unit
21921	Basket Only

Economy Stainless Steel Basket Strainer



3-1/2" to 4" sink drain openings
 Stainless steel stick post basket
 Die cast slip joint nut and locknut
 Poly tailpiece washer

Equal to:
 Dearborn 10
 Watts 2-9-3
 Sanitary Dash P100

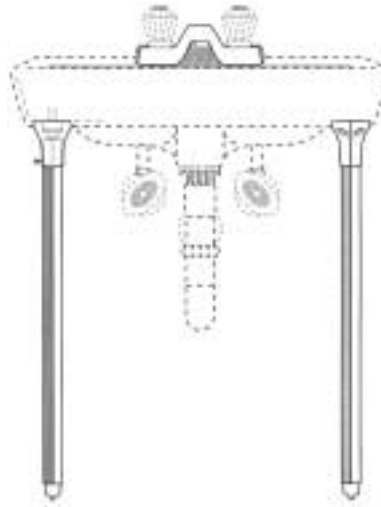
PART NUMBER	DESCRIPTION
21910	Complete Unit
21921	Basket Only

PASCO

LAVATORY LEGS

Adjustable To Fit a Variety of China and Enamel Lavatories

Chrome plated
 2" Adjustment
 30" overall length
 Boxed by the pair
 Installation instructions with each pair



PART NUMBER
1250

DEEP BASIN ROSETTE

Stamped steel



PART NUMBER
1266

FLAP BASIN ROSETTE

Stamped steel



PART NUMBER
1268

FAUCET HOLE COVERS



PART NUMBER	SIZE
1274	2"
1275	1-3/4"

SNAP-IN FAUCET HOLE COVER

Chrome plated
 Fits 1-1/2" hole

Holes in china or stainless steel fixtures vary in diameter. This cover fits most but not all manufacturers
 Made in U.S.A.



PART NUMBER
1279

P Traps

All 17 gauge P Traps have CP brass nuts.
All 20 gauge P Traps have CP die cast nuts.

LESS CLEANOUT - 8" WALL BEND - CHROME

Beaded with slip joint washers or ground joint



Add 15 to part number for 15" wall bend
Add BF for box flanges
*Choked inlet
‡ Los Angeles code

30 Pieces per case

PART NUMBER	SIZE	GAUGE
34100	1-1/4"	20
*34102	1-1/2"X1-1/4"	
34104	1-1/2"	17
34106	1-1/4"	
*34108	1-1/2"X1-1/4"	
34110	1-1/2"	

Rough Brass

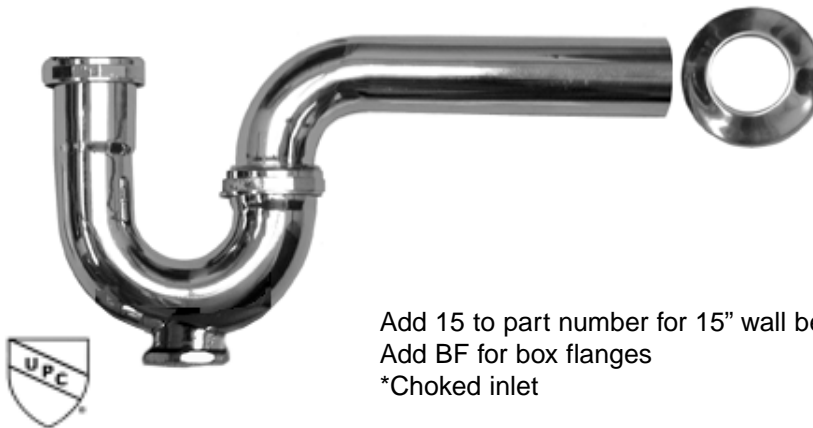
34105	1-1/2"	20
34107	1-1/2"	17

Ground Joint - Chrome

*34109	1-1/2" x 1-1/4"	17
‡34111	1-1/2"	

WITH CLEANOUT - 8" WALL BEND - CHROME

Beaded with slip joint washers or ground joint



Add 15 to part number for 15" wall bend
Add BF for box flanges
*Choked inlet

30 Pieces per case

PART NUMBER	SIZE	GAUGE
34116	1-1/4"	20
*34118	1-1/2"X1-1/4"	
34120	1-1/2"	17
34122	1-1/4"	
*34124	1-1/2"X1-1/4"	
34126	1-1/2"	

Ground Joint

*34127	1-1/2" x 1-1/4"	17
34129	1-1/2"	

WALL BEND FOR P TRAP - CHROME



PART NUMBER	SIZE	GAUGE	CASE QTY
34128	1-1/4" X 8"	20	60
34130	1-1/2" X 9"		50
34132	1-1/2" X 15"		40
34134	1-1/4" X 8"	17	60
34136	1-1/2" X 9"		50
34138	1-1/2" X 15"		40

Sink Traps

All 17 gauge Sink Traps have CP Brass nuts.
All 20 gauge Sink Traps have CP Die Cast nuts.

SINK TRAPS WITH CAST BRASS OUTLET ELBOW - CHROME



PART NUMBER	SIZE	GAUGE	CASE QTY
34172	1-1/4"	20	40
34174	1-1/2"		40
34176	1-1/4"	17	40
34178	1-1/2"		30

IPS cast elbow ONLY

34171	1-1/4"
34173	1-1/2"

J BENDS FOR SINK TRAPS WITH CAPTURED NUT - CHROME



50 Pieces per case

PART NUMBER	SIZE	GAUGE
34180	1-1/4"	20
34182	1-1/2"	
34184	1-1/4"	17
34186	1-1/2"	

J BENDS FOR P TRAPS - CHROME

Without Cleanout *Reducing washer

PART NUMBER	SIZE	GAUGE
34188	1-1/4"	20
34190	1-1/2"	
*34191	1-1/2" X 1-1/4"	17
34192	1-1/4"	
*34193	1-1/2" X 1-1/4"	
34194	1-1/2"	

Low Inlet

34195	1-1/4"	17
34197	1-1/2"	

Choked Inlet

34201	1-1/2" x 1-1/4"	20
34205	1-1/2" x 1-1/4"	17

High Inlet ‡

34209	1-1/4"	17
34211	1-1/2"	17



50 Pieces per case
‡30 Pieces per case

Rough Brass

34213	1-1/2"	20
34215	1-1/2"	17

With Cleanout - Chrome

PART NUMBER	SIZE	GAUGE
34196	1-1/4"	20
34198	1-1/2"	
*34199	1-1/2" X 1-1/4"	17
34200	1-1/4"	
34202	1-1/2"	
*34203	1-1/2" X 1-1/4"	

LOS ANGELES CODE SINK TRAP - CAST BRASS ELBOW - GROUND JOINT

Brass nuts and 1-1/2" x 1-1/4" reducing washer



50 Pieces per case

Complete

PART NUMBER	SIZE	FINISH	GAUGE
34140	1-1/2"	Chrome	17
34142		Rough	

"J" bend ONLY for LA trap

PART NUMBER	SIZE	FINISH	GAUGE
34137	1-1/2"	Chrome	17
34139		Rough	

PART NUMBER	DESCRIPTION
34141	1-1/2" CP outlet elbow ONLY
34143	1-1/2" Rough outlet elbow ONLY

S TRAPS WITH FLANGES - LESS CLEANOUT - CHROME

To receive with deep box flange, add "BF" to part number.

All 17 gauge traps have CP brass nuts. All 20 gauge S-traps have CP die cast nuts.



PART NUMBER	SIZE	GAUGE	CASE QTY
34144	1-1/4"	20	24
34146	1-1/2"		20
34148	1-1/4"	17	20
34150	1-1/2"		18

Floor bends only without nuts

PART NUMBER	SIZE	GAUGE	CASE QTY
34152	1-1/4" x 20"	20	20
34154	1-1/2" x 20"		
34156	1-1/4" x 20"	17	
34158	1-1/2" x 20"		

CAST TEES WITH TAILPIECES - NUTS AND WASHERS - 1-1/2" CHROME



34314

34320

34316
34318

34312

50 Pieces per case

PART NUMBER	SIZE
34312	Direct connect tee w/hiway insert
34314	End outlet tee w/ baffle
34316	Center outlet tee no baffle
34318	Center outlet tee w/ baffle
34320	3 Way slip tee no baffle
34322	1-1/2" Hiway insert tailpiece TOE

Continuous Wastes

All 17 gauge Slip Joint Cast Tee's have CP Brass nuts.
 All 20 gauge Slip Joint Cast Tee's have CP Die Cast nuts.

CONTINUOUS WASTE - END OUTLET - SLIP JOINT CAST TEE WITH BAFFLE - CHROME



30 Pieces per case

PART NUMBER	SIZE	FINISH	GAUGE
34160	1-1/2" x 16"	Chrome	20
34162	1-1/2" x 21"		
34164	1-1/2" x 16"	Rough	17
34168	1-1/2" x 16"	Chrome	
34170	1-1/2" x 21"		

CONTINUOUS WASTE - END OUTLET - DIRECT CONNECT CAST TEE WITH BAFFLE - CHROME



30 Pieces per case

PART NUMBER	SIZE	GAUGE
34286	1-1/2" x 16"	20
34288	1-1/2" x 21"	
34290	1-1/2" x 16"	17
34292	1-1/2" x 21"	

CONTINUOUS WASTE - CENTER OUTLET - SLIP JOINT CAST TEE WITH BAFFLE - CHROME



PART NUMBER	SIZE	GAUGE	CASE QTY
34294	1-1/2" x 16"	20	24
34296	1-1/2" x 21"		
34298	1-1/2" x 16"	17	20
34300	1-1/2" x 21"		

CONTINUOUS WASTE - CENTER OUTLET - DIRECT CONNECT CAST TEE WITH BAFFLE - CHROME



PART NUMBER	SIZE	GAUGE	CASE QTY
34302	1-1/2" x 16"	20	24
34304	1-1/2" x 21"		
34306	1-1/2" x 16"	17	20
34308	1-1/2" x 21"		

Waste Arms

All 17 gauge Waste Arms have CP Brass nuts.
All 20 gauge Waste Arms have CP Die Cast nuts.

1-1/2" WASTE ARMS - SLIP JOINT - ROUGH AND CHROME



7" 60 Pieces per case
11-1/2" 50 Pieces per case
15" 40 Pieces per case
20" 30 Pieces per case
24" 24 Pieces per case

PART NUMBER	SIZE	FINISH	GAUGE
34204	7"	Chrome	20
34206	11-1/2"		
34208	15"		
34210	20"		
34212	24"		
34216	7"	Rough	20
34218	11-1/2"		
34220	15"		
34222	20"		
34224	24"	Chrome	17
34226	7"		
34228	11-1/2"		
34230	15"		
34232	20"		
34234	24"	Rough	17
34236	7"		
34238	11-1/2"		
34240	15"		
34242	20"		
34244	24"		

1-1/2" WASTE ARMS - DIRECT CONNECT - ROUGH AND CHROME



7" 60 Pieces per case
11-1/2" 50 Pieces per case
15" 40 Pieces per case
20" 30 Pieces per case
24" 24 Pieces per case

PART NUMBER	SIZE	FINISH	GAUGE
34246	7"	Chrome	20
34248	11-1/2"		
34250	15"		
34252	20"		
34254	24"		
34256	7"	Rough	20
34258	11-1/2"		
34260	15"		
34262	20"		
34264	24"	Chrome	17
34266	7"		
34268	11-1/2"		
34270	15"		
34272	20"		
34274	24"	Rough	17
34276	7"		
34278	11-1/2"		
34280	15"		
34282	20"		
34284	24"		

SINK TAILPIECES - FLANGED ONE END



4" 80 Pieces per case
 6" 60 Pieces per case
 8" 60 Pieces per case
 12" 50 Pieces per case

PART NUMBER	LENGTH	DIAMETER	FINISH	GAUGE
34324	4"	1-1/4"	Chrome	20
34326	6"			
34328	8"			
34330	12"			
34332	4"	1-1/2"	Chrome	20
34334	6"			
34336	8"			
34338	12"			
34340	4"	1-1/2"	Rough	20
34342	6"			
34344	8"			
34346	12"			
34347	6"	1-1/4"	Chrome	17
34348	4"	1-1/2"		
34350	6"			
34352	8"			
34354	12"	1-1/2"	Rough	17
34356	4"			
34358	6"			
34360	8"			
34362	12"			

SINK TAILPIECES - DOUBLE END FLANGED - 1-1/2" - CHROME



12" 50 Pieces per case
 16" 40 Pieces per case

PART NUMBER	LENGTH	GAUGE
34364	12"	20
34366	16"	
34388	16"	17

SINK TAILPIECES - REDUCING - 1-1/2" X 1-1/4" - CHROME



60 Pieces per case

PART NUMBER	LENGTH	GAUGE
34390	8"	20
34392		17

EXTENSION TUBE - SLIP JOINT - DOUBLE END - CHROME



With CP die cast nuts
 40 Pieces per case

PART NUMBER	SIZE	GAUGE
34394	1-1/4" X 16"	20
34396	1-1/2" X 16"	

EXTENSION TUBES - SLIP JOINT - WITH NUTS AND WASHERS - CHROME

All 17 gauge Slip Joint Extension Tubes have CP brass nuts
 All 20 gauge Slip Joint Extension Tubes have CP die cast nuts



6" 80 Pieces per case
 8" 60 Pieces per case
 12" 50 Pieces per case

PART NUMBER	LENGTH	DIAMETER	FINISH	GAUGE
34398	6"	1-1/4"	20	Chrome
34400	8"			
34402	12"			
34404	6"	1-1/4"	17	Chrome
34406	8"			
34408	12"			
34410	6"	1-1/2"	20	Chrome
34412	8"			
34414	12"			
34416	6"	1-1/2"	17	Chrome
34418	8"			
34420	12"			
34422	12"	1-1/2"	17	Rough



EXTENSION TUBES - SOLDER - CHROME



6" 80 Pieces per case
 8" 60 Pieces per case
 12" 50 Pieces per case

PART NUMBER	LENGTH	DIAMETER	GAUGE
34424	6"	1-1/4"	20
34426	8"		
34428	12"		
34430	6"	1-1/4"	17
34432	8"		
34434	12"		
34436	6"	1-1/2"	20
34438	8"		
34440	12"		
34442	6"	1-1/2"	17
34444	8"		
34446	12"		



EXTENSION TUBES THREADED BOTH ENDS CHROME OR ROUGH



PART NUMBER	LENGTH	DIAMETER	FINISH	GAUGE
34448	6"	1-1/4"	Chrome	20
34450	8"			
34452	12"			
34454	6"	1-1/4"	Rough	20
34456	8"			
34458	12"			
34460	6"	1-1/4"	Chrome	17
34461*	6"			
34462	8"			
34464	12"	1-1/2"	Chrome	20
34468	6"			
34470	8"			
34472	12"	1-1/2"	Rough	20
34474	6"			
34476	8"			
34478	12"	1-1/2"	Chrome	17
34480	12"			
34482	12"	1-1/2"	Rough	17

*Extension tube - threaded one end - (TOE)

6" 80 Pieces per case

8" 60 Pieces per case

12" 50 Pieces per case

REPAIR COUPLINGS AND ELLS CHROME



With CP die cast nuts
25 Pieces per case

PART NUMBER	DESCRIPTION	SIZE
34518	Straight	1-1/4
34520	90°	
34522	45°	
34524	Straight	1-1/2
34526	90°	
34528	45°	



DOUBLE OFFSET 12"



With die cast nuts
24 Pieces per case

PART NUMBER	SIZE	GAUGE	FINISH
34530	1-1/4"	20	Chrome
34532	1-1/2"		Rough
34534	1-1/2"		



EXTENSION TUBES THREADED BOTH ENDS CHROME OR ROUGH



PART NUMBER	LENGTH	DIAMETER	FINISH	GAUGE
34448	6"	1-1/4"	Chrome	20
34450	8"			
34452	12"			
34454	6"	1-1/4"	Rough	20
34456	8"			
34458	12"			
34460	6"	1-1/4"	Chrome	17
34461*	6"			
34462	8"			
34464	12"	1-1/2"	Chrome	20
34468	6"			
34470	8"			
34472	12"	1-1/2"	Rough	20
34474	6"			
34476	8"			
34478	12"	1-1/2"	Chrome	17
34480	12"			
34482	12"	1-1/2"	Rough	17

*Extension tube - threaded one end - (TOE)

6" 80 Pieces per case

8" 60 Pieces per case

12" 50 Pieces per case

REPAIR COUPLINGS AND ELLS CHROME



With CP die cast nuts
25 Pieces per case

PART NUMBER	DESCRIPTION	SIZE
34518	Straight	1-1/4
34520	90°	
34522	45°	
34524	Straight	1-1/2
34526	90°	
34528	45°	



DOUBLE OFFSET 12"



With die cast nuts
24 Pieces per case

PART NUMBER	SIZE	GAUGE	FINISH
34530	1-1/4"	20	Chrome
34532	1-1/2"		Rough
34534	1-1/2"		



SLIP JOINT CHROME REPAIR TRAPS - LESS CLEANOUT

With CP die cast nuts



PART NUMBER	SIZE	GAUGE
34484	1-1/4"	20
34486	1-1/2"	

Replacement elbow ONLY

PART NUMBER	LENGTH	GAUGE
34488	1-1/4"	20
34490	1-1/2"	

SLIP JOINT ELBOWS

With CP die cast nuts



CLOSET ELLS

With CP die cast nuts

PART NUMBER	LENGTH	SIZE	GAUGE	FINISH
34492	4"	1-1/4"	20	Chrome
34494	6"			
34496	8"			
34498	12"			
34500	4"	1-1/2"	20	Rough
34502	6"			
34504	8"			
34506	12"			
34508	7"	1-1/2"	20	Chrome
34510	7"			Rough

PART NUMBER	SIZE	GAUGE	FINISH
34512	2" x 4" x 6"	20	Chrome
34514	2" x 5" x 7"		
34516	2" x 6" x 8"		
*34517			

* Repair Ell

BRANCH TAILPIECES - BRANCH FOR 7/8" DISHWASHER DRAIN HOSE



17 Gauge with CP brass nuts
 20 Gauge with CP die cast nuts
 25 Pieces per case
 34540 w/ captive nut
 34542, 34544 w/ nut down

PART NUMBER	SIZE	GAUGE	FINISH
34540	1-1/2" x 8"	17	Chrome
34542	1-1/2" x 8"	20	Rough
34544	1-1/2" x 8"	20	Chrome

DISPOSER KIT - CHROME 13" CENTER TO END

With baffle tee
 17 gauge with CP brass nuts
 20 gauge with CP die cast nuts
 30 Pieces per case



PART NUMBER	SIZE	GAUGE
34546	1-1/2"	20
34548		17

**SEMI - CAST TRAPS - CLEANOUT - BRASS NUTS - CHROME
9" WALL BEND**



20 Pieces per case

	PART NUMBER	SIZE	GAUGE
With shallow flange	34550	1-1/4"	17
	34554	1-1/2"	

	PART NUMBER	SIZE	GAUGE
With box flange	34556	1-1/4"	17
	34558	1-1/2"	

	PART NUMBER	SIZE	GAUGE
With ground joint	34560	1-1/4"	17
	34562	1-1/2"	

**CAST SWIVEL TRAP - CLEANOUT - BRASS NUTS - CHROME -
IPS ELBOW - GROUND JOINT**



25 Pieces per case

PART NUMBER	SIZE	GAUGE
34570	1-1/2"	17

**COMMERCIAL GRID STYLE
LAVATORY DRAIN**



Chrome plated cast brass strainer
1-1/4" x 6" -17 gauge chrome
plated brass tail piece
Brass locknut

PART NUMBER
1176

**COMMERCIAL GRID STYLE
LAVATORY DRAIN**

Wheel chair accessible
Chrome plated cast brass strainer
and elbow
1-1/4" x 9" -17
gauge chrome
plated
brass tail piece
Brass locknut



PART NUMBER	DESCRIPTION
1177-TP	With tailpiece
1177	Elbow ONLY

BRASS WASTE CONNECTORS (DESANKO FITTINGS)

The charts below let you choose the type of slip joint nut, either chrome plated die cast or plain brass and the type of compression ring, either brass or poly. To order waste connectors with chrome plated brass nuts, add **CP** to waste connector part number.

TUBULAR X MALE PIPE THREAD (OUTLET) FEMALE COPPER SWEAT UNDER MPT



PART NUMBER	TUBULAR X MPT	SLIP NUT	COMPRESSION RING
1892	1-1/4"	Chrome Die Cast	Brass
1893	1-1/4" x 1-1/2"		
1894	1-1/2"		
1942	1-1/4"	Rough Brass	
1943	1-1/4" x 1-1/2"		
1944	1-1/2"		
1904	1-1/4"	Chrome Die Cast	Poly
1905	1-1/4" x 1-1/2"		
1906	1-1/2"		
1944-S with stop*	1-1/2"	Rough Brass	Brass

*Complies with UPC

TUBULAR X FEMALE PIPE THREAD (OUTLET)



PART NUMBER	TUBULAR X FPT	SLIP NUT	COMPRESSION RING
1895	1-1/4"	Chrome Die Cast	Brass
1896	1-1/4" x 1-1/2"		
1897	1-1/2"		
1945	1-1/4"	Rough Brass	
1946	1-1/4" x 1-1/2"		
1947	1-1/2"		
1907	1-1/4"	Chrome Die Cast	Poly
1908	1-1/4" x 1-1/2"		
1909	1-1/2"		
1947-S with stop*	1-1/2"	Rough Brass	Brass

*Complies with UPC

FEMALE COPPER SWEAT (OUTLET)



PART NUMBER	TUBULAR X COPPER	SLIP NUT	COMPRESSION RING
1898	1-1/4"	Chrome Die Cast	Brass
1899	1-1/4" x 1-1/2"		
1900	1-1/2"		
1948	1-1/4"	Rough Brass	
1949	1-1/4" x 1-1/2"		
1950	1-1/2"		
1910	1-1/4"	Chrome Die Cast	Poly
1911	1-1/4" x 1-1/2"		
1912	1-1/2"		

BRASS WASTE CONNECTORS (DESANKO FITTINGS)

The charts below let you choose the type of slip joint nut, either chrome plated die cast or plain brass and the type of compression ring, either brass or poly. To order waste connectors with chrome plated brass nuts, add **CP** to waste connector part number.

MALE COPPER SWEAT (OUTLET)



PART NUMBER	TUBULAR X COPPER	SLIP NUT	COMPRESSION RING
1901	1-1/4"	Chrome Die Cast	Brass
1902	1-1/4" x 1-1/2"		
1903	1-1/2"		
1951	1-1/4"	Rough Brass	
1952	1-1/4" x 1-1/2"		
1953	1-1/2"		
1913	1-1/4"	Poly	Poly
1915	1-1/2"		

WASTE ARM COVER TUBE



6' x 22 Gauge chrome plated brass tubing.
Covers 1-1/2" or 2" IPS galvanized or brass waste arm nipples.
Also available to cover 1-1/2" copper

PART NUMBER	FITS
17995	1-1/2" IPS
17996	2" IPS
17997	1-1/2" CWT

BRASS POP-UP ASSEMBLIES

Highest Quality



Chrome plated brass
Brass locknut

PART NUMBER	TYPE
11701	Moen
11702	Price Pfister
11703	Gerber

COMPRESSION RINGS ONLY



PART NUMBER		
BRASS	POLY	SIZE
1990	2219	1-1/4"
1992	2214	1-1/2"

PASCO

LAVATORY HANGER

For Iron Lavatories
 Cast iron
 10-1/2" Wide
 Extra heavy cast iron



Made in U.S.A.

**PART
 NUMBER
 1219**

LAVATORY HANGER

For China Lavatories
 Stamped steel
 Supplied in pairs



Made in U.S.A.

**PART
 NUMBER
 1220**

"Z" HANGER

Adjustable For Enameled Iron or China Lavatories
 For iron, side lugs fit the pockets
 For china, knock off the side lugs
 5" to 16" adjustment
 Cast iron




Made in U.S.A.

**PART
 NUMBER
 1221**

LAVATORY HANGER

For China Lavatories
 Stamped steel
 Plated for corrosion resistance
 8" wide




Made in U.S.A.

**PART
 NUMBER
 1222**

AMSTAN STYLE LAVATORY HANGER

Designed to fit Amstan Style Lavatories
 Stamped steel
 Plated for corrosion resistance
 10-1/2" wide



Made in U.S.A.

**PART
 NUMBER
 1223**

PASCO


TUB SPOUTS



Chrome plated brass or die cast
5-5/8" Length

PART NUMBER	MATERIAL	FINISH	MOUNT	FPT
1115	Brass	Chrome	Front	1/2"
1126	Brass	Chrome	Back	1/2" - 3/4"
1134	Die Cast	Chrome	Front	1/2"
1134-AB	Die Cast	Ant. Brass	Front	
1134-PB	Die Cast	Pol. Brass	Front	

DIVERTER SPOUTS, FRONT LIFT



Chrome plated brass or die cast
5-5/8" Length
Front mount

PART NUMBER	MATERIAL	FINISH	FPT
1117	Brass	Chrome	1/2"
1128	Die Cast	Chrome	
1128-AB	Die Cast	Ant. Brass	
1128-PB	Die Cast	Pol. Brass	

ADJUSTABLE TUB AND DIVERTER SPOUTS

COPPER OR IPS



Chrome plated die cast
5-5/8" Length

PART NUMBER	FINISH	ADJUST.	DIVERTER	PIPE SIZE
1136	Chrome	2-1/4"	No	1/2" CWT
1142	Chrome	2-1/4"	Yes	
1142-PB	Pol. Brass	2-1/4"	Yes	
1143	Chrome	1"	No	1/2"-3/4" IPS
1144	Chrome	1"	Yes	

PASCO

DIVERTER SPOUTS, BACK LIFT



Chrome plated brass or die cast
5-5/8" Length
Back mount

PART NUMBER	MATERIAL	FPT
1127	Brass	1/2"
1129	Brass	3/4"
1137	Die Cast	1/2"
1138	Die Cast	3/4"
1140	Die Cast	1/2" - 3/4"

7" LONG DIVERTER AND TUB SPOUTS

Available in four styles
Chrome plated die cast
Individually boxed
Diverter are front lift
IPS are front mount
CWT are slip fit



PART NUMBER	DIVERTER	PIPE SIZE
11287	Yes	1/2" IPS
11347	No	
11367	No	1/2" CWT
11427	Yes	

Available in polished brass add "B"
to part number

EXTENSIONS FOR TUB AND DIVERTER SPOUTS

Chrome Plated or Polished Brass



Spouts not included
Made In U.S.A.

PART NUMBER	FINISH	LENGTH
1155	Chrome	3"
1155-PB	Brass	
1156	Chrome	4-3/4"
1156-PB	Brass	

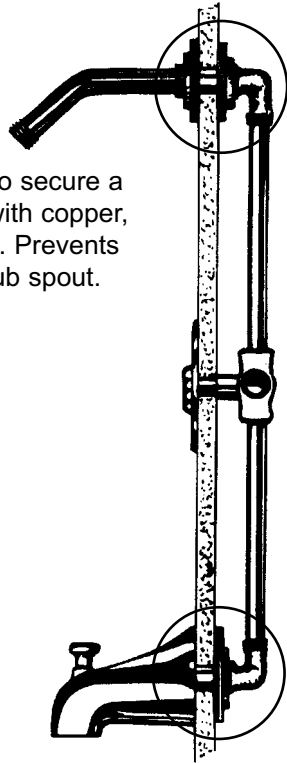
PASCO

FIBERGLASS SHOWER ARM ELL

This brass ell securely mounts a shower arm to a fiberglass shower stall. Also can be used to secure a tub spout nipple. Can be used with copper, iron pipe or compression fittings. Prevents movement of shower arm and tub spout.



Locknuts secure ell to fiberglass wall
Requires 1-1/32" hole through fiberglass
Outlet end 1/2" FIP
Inlet end 1/2" CWT or 1/2" MPT



PART NUMBER
1195

BATHCOCK COUPLING

1/2" MPT
Satin finish brass
Sold by the pair



PART NUMBER
1793

DIVERTER SPOUT For Hand Held Shower

Chrome plated die cast
1/2" male hose adapter included for hand shower hose
1/2"-3/4" IPS Back mount



PART NUMBER	FIP	PROTRUSION FROM WALL
1133	1/2" or 3/4"	5-1/8"

SOLID BRASS TWIN ELL For use with Diverter Spouts



PART NUMBER	SIZE NPT		
	SPOUT	IN	SHOWER
1145	3/4"	1/2"	1/2"

BATH SUPPLIES FOR 4 LEG OR OLD STYLE BATH TUBS 2 Styles With Nuts and Washers



1/2" Chrome plated copper

PART NUMBER	DESCRIPTION
1792	90° Single bend For 3-3/8" Centers
17925	Offset Bend For 3-3/8" to 4" Centers
1794	KIT ONLY 2 Each of nuts, cone washers & friction rings

PASCO

Shower Valve Rebuild Kits

For the most popular brands

These conveniently packed kits contain all the necessary parts needed to rebuild shower valves.

Price Pfister Verve®

3 Handle Valve w/ Diverter
 Sold complete as shown
 Seats included
 For separate parts see pages
 B-47,49,50



**PART
 NUMBER**
 28315

Sayco®

3 Handle Valve w/ Diverter
 Sold complete as shown
 Seats included
 Parts **not** sold separately



**PART
 NUMBER**
 28317

Sterling®

3 Handle Valve w/ Diverter
 Sold complete as shown
 Seats included
 Parts **not** sold separately



**PART
 NUMBER**
 28318

PASCO

Gerber®



3 Handle Valve w/ Diverter
 Sold complete as shown
 Seats included
 Parts **not** sold separately

**PART
 NUMBER**
 28319

Gerber®



3 Handle Valve w/ Diverter
 Sold complete as shown
 Seats included
 Parts **not** sold separately

**PART
 NUMBER**
 28320

Kohler®



2 Handle Valve
 Sold complete as shown
 Seats included
 Parts **not** sold separately

**PART
 NUMBER**
 28321

Central Brass®



3 Valve Diverter
 Sold complete as shown
 Seats included
 Parts **not** sold separately

**PART
 NUMBER**
 28322

NOTE: Please do not confuse PASCO Specialty & Mfg., Inc. with these companies. PASCO is an independent manufacturing redistributor of quality plumbing specialty products, which, although may not be manufactured by the original product manufacturer, are precision made.

PASCO

SIMPLY THE BEST SHOWER HEAD

1/2" FPT
 Easily adjusts from fine to peppery spray
 Chrome plated brass ball joint
 Vandal resistant
 2.5 GPM @ 70 PSI
 Removable filter screen prevents clogging of spray



PART NUMBER
1167

ECONOMY SHOWER HEAD

1/2" FPT
 2.75 GPM @ 70 PSI
 Chrome plated plastic
 Adjustable



PART NUMBER
1189-RF

SHOWER ARM SHUT OFF

1/2" MPT x 1/2" FPT
 Chrome plated brass



PART NUMBER
1168

**Shower head will still dribble after shut off to prevent back flow.*

HIGH RISE SHOWER ARM

Increases height of any shower head
 Chrome plated brass
 1/2" IPS



PART NUMBER	HEIGHT	FINISH
1190	10"	Chrome
1190-AB		Ant. Brass
1190-PB		Pol. Brass
1191	8"	Chrome
1191-AB		Ant. Brass
1191-PB		Pol. Brass

Sold less shower head and flange.

SHOWER ARMS

Chrome plated brass
 1/2" IPS - Heavy wall thickness



PART NUMBER	SIZE	FINISH
1185	6"	Chrome
1185-AB		Ant. Brass
1185-PB		Pol. Brass
1186	8"	Chrome
1186-AB		Ant. Brass
1186-PB		Pol. Brass
1193	10"	Chrome

PASCO

SHOWER ARM FLANGES



PART NUMBER	FLANGE STYLE	FINISH
1181	Sure Grip	CP Brass
1182	Sure Grip	CP Steel
1187	Set Screw	CP Die Cast

FACE BUSHINGS - IPS AND CWT (SOLDER TYPE)

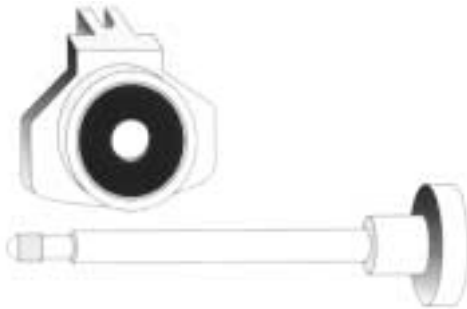


PART NUMBER	MATERIAL	SIZE
1139	Plastic	3/4" x 1/2" IPS
1141	Brass	
1146	Brass	1/2" x 3/8" IPS
1317	Brass	1/2 IPS x 1/2" CWT
1318	Brass	3/4" IPS x 3/4" CWT
1319	Brass	1" IPS x 1" CWT

DIVERTER SPOUT LIFT REPLACEMENT

Fits Spouts:
1128, 1134, 1136, 11287, 11427
1142, 1143 & 1144

Brass lift
Rubber washer
Plastic slide
Installs in seconds

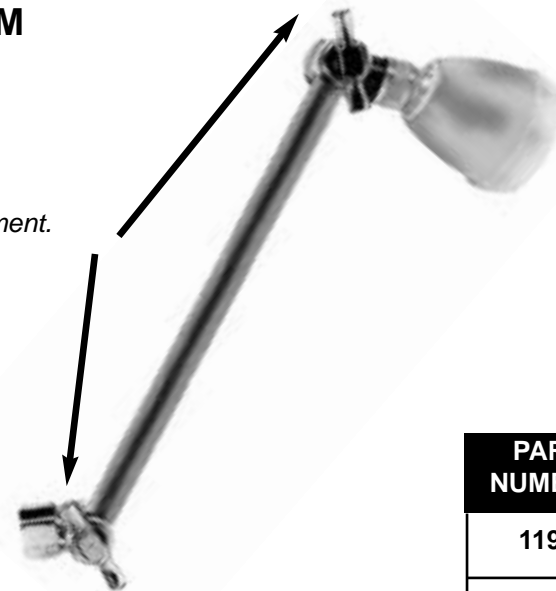


PART NUMBER
1109

ADJUSTABLE SHOWER ARM

1/2" MPT x 1/2" FPT
10" Length
Chrome plated brass

Locking wingnuts allow any height adjustment.



PART NUMBER	DESCRIPTION
1192	Shower arm LESS shower head
1192-RK	Washers and Gaskets

PASCO



QUICK VALVE PLATE

Stainless Steel Shower Valve Cover Plate

Old ceramic tile is impossible to match. The Quick Valve Plate covers the unsightly hole left in the tile after the shower valve is replaced.

Screws and brackets provided
 Polished stainless steel not affected by household cleaners
 13" long X 7-1/4" wide

Stainless

PART NUMBER	HOLES	HOLE SIZE OR CENTERS
815	1	5"
816	2	8" Centers
817	3	
818	1	3-1/2"
819	1	4-1/2"
820	0	No Holes

Polished Brass Finish

PART NUMBER	HOLES	HOLE SIZE OR CENTERS
815-PB	1	5"
816-PB	2	8" Centers
817-PB	3	
818-PB	1	3-1/2"
819-PB	1	4-1/2"
820-PB	0	No Holes

OVERFLOW PLATE

With Trip Lever

Square handle
 Covers 3-1/4" hole
 2" bolt hole centers



PART NUMBER	FINISH	W/1148 BOLTS
1150	Chrome	NONE
1150-PB	Pol. Brass	
1157	Chrome	2
1157-PB	Pol. Brass	

OVERFLOW PLATE

Covers 3-1/4" hole
 2" bolt hole centers



PART NUMBER	FINISH	W/1148 BOLTS
1154	Chrome	NONE
1160	Chrome	
1160-PB	Pol. Brass	2

OVERFLOW PLATE

Covers 3-1/4" hole



PART NUMBER	FINISH	W/1148 BOLT
1152	Chrome	1
1159	Chrome	
1159-PB	Pol. Brass	

OVERFLOW PLATE BOLT

For trip lever and overflow face plates



PART NUMBER	FINISH
1148	CP Brass
1148-AB	Ant. Brass
1148-PB	Pol. Brass
1149*	CP Brass

Size 1/4" X 20 x 1-1/2"
 * 2 Per bag

PASCO

TUB STRAINER Three Prong



Stainless steel

PART NUMBER	DIAMETER
1342	1-7/8"
1343	1-5/8"


OVERFLOW STRAINER For 4 leg tubs



3" Diameter
CP Brass

PART NUMBER
1357

BEAD CHAIN



B

A

PART NUMBER	REEL LENGTH	CHAIN MATERIAL
1122	250 FT.	CP Steel
1124	250 FT.	CP Brass

PART NUMBER	TYPE	CHAIN SIZE	MATERIAL
1130	B	# 10	CP Brass
1131	A	# 10	CP Brass

BATH TUB WASTE SHOE AND STRAINER



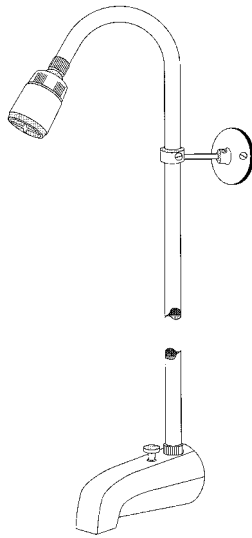
Brass
17 Gauge tube
Price Pfister style

PART NUMBER	DESCRIPTION
1372	1-1/2" Brass Waste Shoe
1373	1-3/8" Brass Waste Shoe
1374	16 Thread Tub Drain Body -W/Cross
1374-W	Tub Drain Washer
1376	Stainless Steel Strainer -W/Bolt
1377	CP Brass Bolt For Strainer ONLY
1380	1-1/2" Brass Waste Shoe- Complete
1381	1-3/8" Brass Waste Shoe- Complete

PASCO

ADD - A - SHOWER Over The Rim

Chrome plated die cast spout
1/2" IPS



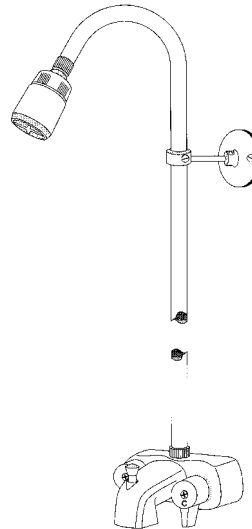
PART NUMBER	DESCRIPTION
2825	Over the rim supplied complete as shown

Replacement Parts

2831	Spout ONLY
1246	Wall Bracket
2836-3	3/8" X 60" CP Brass Riser
1189-RF	Shower Head w/Bushing

ADD - A - SHOWER Regular Style

Chrome plated brass bath cock
Specifically for 4 leg bathtubs



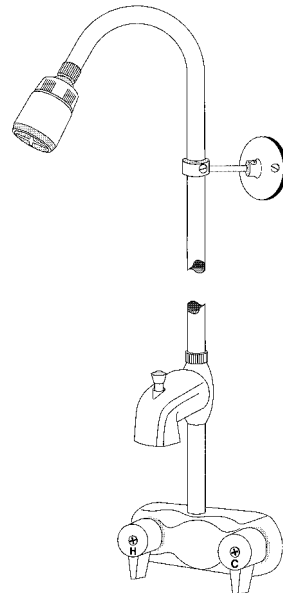
PART NUMBER	DESCRIPTION
2826	Regular style bathcock 3-3/8" centers supplied complete as shown

Replacement Parts

2832	Bathcock ONLY
1247	Wall Bracket w/Rod
2836-3	3/8" X 60" CP Brass Riser
1189-RF	Shower Head w/Bushing
1258	Rod - To - Riser Adapter
2837-C	Cold Stem
2837-H	Hot Stem
2838	Bathcock Seats-Pair
2839	Hot & Cold Handle Set

ADD - A - SHOWER Non - Siphon

Complies with UPC
Spout rises above rim of tub



PART NUMBER	DESCRIPTION
2827*	Non - Siphon bathcock 3-3/8" centers supplied complete as shown

Replacement Parts

2833	Bathcock ONLY
1247	Wall Bracket w/Rod
2836-3	3/8" X 60" CP Brass Riser
1189-RF	Shower Head w/Bushing
1258	Rod - To - Riser Adapter
2837-C	Cold Stem
2837-H	Hot Stem
2838	Bathcock seats-Pair
2839	Hot & Cold Handle Set

*Complies with UPC

PASCO

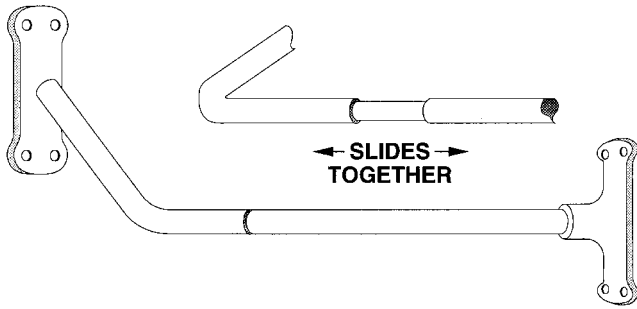
STRAIGHT SHOWER RODS



1" Diameter

PART NUMBER	ROD LENGTH	DESCRIPTION
1260	60"	Polished Aluminum
1261	72"	LESS Flange
1282	60"	CP Brass
1283	72"	WITH Flange
1282-PB	60"	Polished Brass
1283-PB	72"	WITH Flange

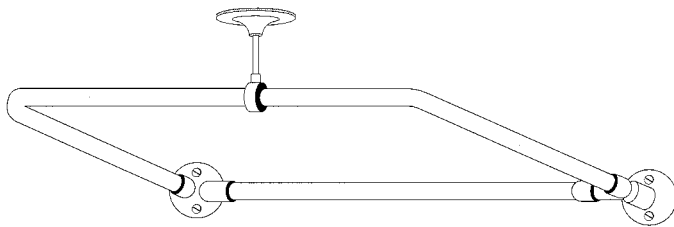
CORNER SHOWER RODS



1" Diameter
Jumbo flanges & 36" ceiling support
Individually boxed

PART NUMBER	ROD LENGTH	DESCRIPTION
1262	60" x 27"	Polished Aluminum
1263	72" x 27"	
1284	60" x 27"	Chrome Plated Brass
1285	72" x 27"	

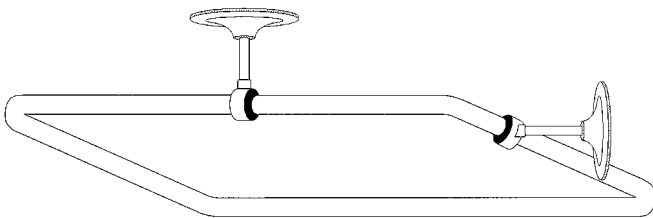
"D" STYLE SHOWER RODS



1" Diameter
Round flanges & 36" Ceiling support
Individually boxed

PART NUMBER	LENGTH X WIDTH	MATERIAL
1264	54" x 27"	Polished Aluminum
1265	60" x 27"	
1286	54" x 27"	Chrome Plated Brass
1287	60" x 27"	

RECTANGULAR SHOWER RODS

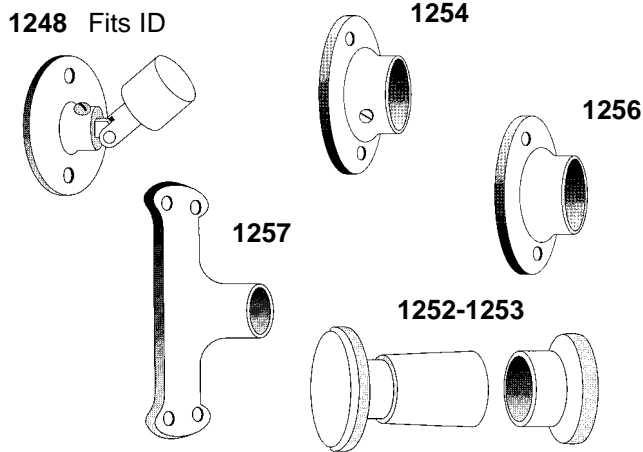


1" Diameter
1-36" Ceiling support
1-10" Wall support
Round flanges
Individually boxed

PART NUMBER	LENGTH X WIDTH	MATERIAL
1271	48" x 27"	Polished Aluminum
1272	54" x 27"	
1288	48" x 27"	Chrome Plated Brass
1289	54" x 27"	

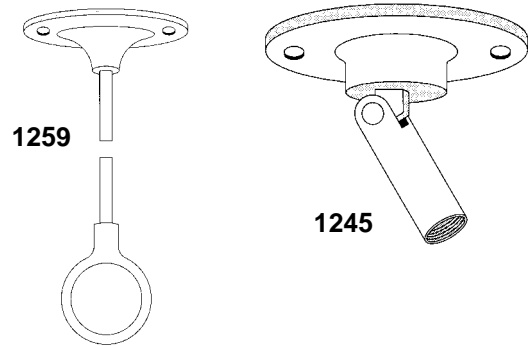
PASCO

FLANGES FOR 1" SHOWER RODS



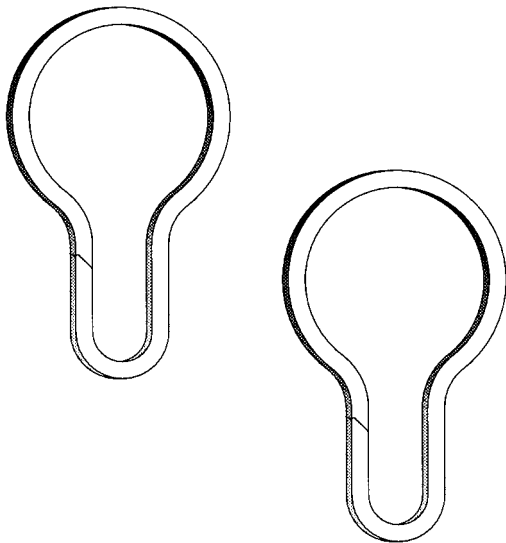
PART NUMBER	DESCRIPTION
1248	Hinged wall CP brass with screws
1252	Adjustable CP die Cast
1253	Adjustable CP plastic
1254	With set screw CP steel
1256	Sure grip CP steel
1257	Jumbo CP die cast

CEILING SUPPORTS FOR 1" SHOWER RODS



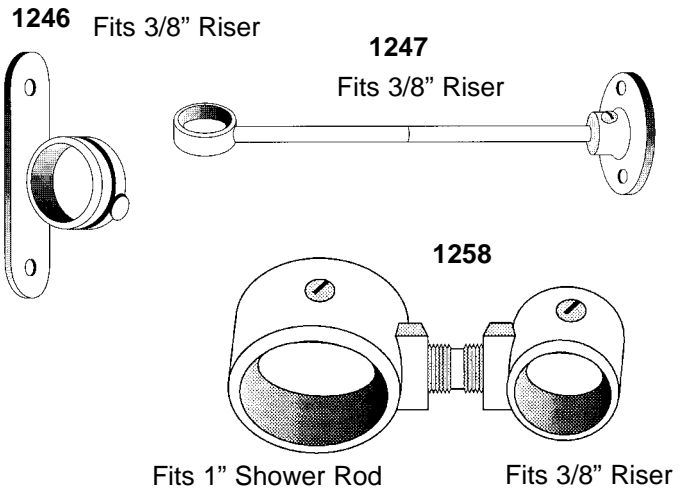
PART NUMBER	DESCRIPTION
1259	36" Fit-all ceiling support complete
1245	Hinged ceiling support for angled ceilings fits 1259 rods CP brass, sold less rod
1259-R	36" CP rod ONLY 1/4" x 20T, One End
1249	Ceiling flange ONLY
1267	1" Loop ONLY

SHOWER CURTAIN PINS



PART NUMBER	SIZE	MATERIAL
1188	#3	Nickel Plated Steel

ADD-A-SHOWER RISER BRACKETS



PART NUMBER	DESCRIPTION
1246	Fixed wall brackets for risers
1247	Bracket for risers
1258	Rod to riser coupling
1269	Rod Coupling Loop for 1264&1265

PASCO

2" QUICK SET SHOWER DRAIN

For fiberglass shower stalls

Internal locknut and gasket for 2" DWV
 Chrome plated brass strainer
 Brass body and locknut



PART NUMBER	PIPE SIZE
7980	2"

BRASS UTILITY DRAIN



PART NUMBER	IPS
1170	1-1/2"
1171	2"

PLASTIC SHOWER DRAIN

Clamping Ring Style



4" diameter strainer
 2" IPS plastic tailpiece allows adjustment to desired level
 Fits over 2" or inside 3" Schedule 40 DWV

PART NUMBER	MATERIAL	DRAIN CONNECTION	TOP FLANGE DIAMETER	BOTTOM FLANGE DIAMETER
8015	PVC	2"-3" PVC	5-1/4"	6-1/2"
8016	ABS	2"-3" ABS		
8019	4" STAINLESS STEEL STRAINER			

**See Page F-1
 Cast Iron
 Specialties For
 Additional
 Shower Drains**

PASCO

SURE GRIP FLANGES



Chrome Plated Brass

PART NUMBER	IPS	CWT	OUTSIDE DIAMETER
1226-CB	1/2"	--	2-1/2"
1227-CB	3/4"	--	2-1/2"
1228-CB	1-1/2"	--	3-1/2"
1229-CB	2"	--	3-1/2"
1230-CB	--	1/2"	2-1/2"
1231-CB	--	3/4"	2-1/2"

Chrome Plated Steel

PART NUMBER	IPS	CWT	OUTSIDE DIAMETER
1224	1-1/2" Tubular		3"
1225	3/8"	--	2-1/2"
1226	1/2"	--	2-1/2"
1227	3/4"	--	2-1/2"
1228	1-1/2"	--	3"
1229	2"	--	3-1/4"
1230	--	1/2"	2-1/2"
1231	--	3/4"	2-1/2"
1232	1-1/4"	1-1/2"	3"
1233	1"	--	2-3/4"
1240	--	2"	3-1/2"
1241	--	1"	2-3/4"
1244	1-1/4" Tubular		3"

SURE GRIP BOX FLANGES



Chrome Plated Steel

PART NUMBER	IPS	TUBULAR	OUTSIDE DIAMETER
1234	1-1/4"	--	3"
1235	1-1/2"	--	3"
1236	--	1-1/4"	3"
1237	--	1-1/2"	3"

EXTRA WIDE SURE GRIP FLANGES



Chrome Plated Steel

PART NUMBER	IPS	TUBULAR	OUTSIDE DIAMETER
1238	1-1/2"	--	3-1/2"
1239	2"	--	3-1/2"
1243	--	2"	3-1/2"

SURE GRIP BELL FLANGES



Chrome Plated Steel

PART NUMBER	IPS	CWT	TUBULAR	OUTSIDE DIAMETER
2841	3/8"	--	--	2-1/2"
2842	1/2"	--	--	2-1/2"
2844	1-1/4"	--	--	3"
2845	--	1/2"	--	2-1/2"
2846	1-1/2"	--	--	3"
2848	--	3/8"	--	2-1/2"
2853	--	--	1-1/4"	3"
2854	--	--	1-1/2"	3"

PASCO

SPLIT-ONE™

FLOOR AND CEILING PLATE

Simply bend and place around pipe.
Made in the U.S.A.



Chrome or white finish
100% Rustproof
Non-corrosive
Non-breakable
**SPECIFY SUFFIX "W"
FOR WHITE**

PART NUMBER	IPS	CWT	OUTSIDE DIAMETER
2856	1/2"	--	2-3/4"
2857	3/4"	--	3"
2858	1"	--	3-1/4"
2859	1-1/4"	--	3-1/2"
2860	1-1/2"	--	4-1/4"
2861	2"	--	4-1/4"
2862	2-1/2"	--	5-1/4"
2863	3"	--	5-3/4"
2864	4"	--	6-3/4"
2865	5"	--	8-1/2"
2866	6"	--	9-3/4"
2868	8"	--	12-3/4"
2873	--	1/2"	2-1/2"
2874	--	3/4"	2-3/4"
2875	--	1"	3"
2876	--	1-1/4"	3-1/4"
2877	--	1-1/2"	3-1/2"
2878	--	2"	4-1/2"

FLOOR AND CEILING PLATE

Sure Grip



Chrome plated steel
Light pattern - no springs

PART NUMBER	IPS	CWT	OUTSIDE DIAMETER
2810	3/8"	--	3"
2811	1/2"	--	2-3/4"
2812	3/4"	--	2-3/4"
2813	1"	--	3-1/2"
2814	1-1/4"	1-1/2"	3-1/2"
2815	1-1/2"	--	3-1/2"
2816	2"	--	4-1/2"
2820	--	3/8"	2-3/4"
2821	--	1/2"	3"
2822	--	3/4"	2-3/4"
2823	--	1"	2-3/4"
2824	--	1-1/4"	3-1/2"

FLOOR AND CEILING PLATE

Heavy Pattern With Springs



Chrome plated steel

PART NUMBER	IPS	CWT	OUTSIDE DIAMETER
2880	3/8"	--	2-1/4"
2881	1/2"	--	2-3/4"
2882	3/4"	--	2-3/4"
2883	1"	--	3-1/4"
2884	1-1/4"	--	3-1/2"
2885	1-1/2"	--	4"
2886	2"	--	4-1/2"
2888	--	1/2"	2-1/4"
2889	2-1/2"	--	5-1/2"
2890	3"	--	6"
2891	--	3/4"	2-3/4"
2892	4"	--	6-1/2"
2893	--	1"	3-1/4"
2894	--	1-1/4"	3-1/2"
2895	--	2"	4-1/2"
2896	--	1-1/2"	4"
9860	5"	--	9"
9861	6"	--	9-3/4"
9862	8"	--	13"

PASCO


PLASTIC DRYER VENT HOOD With 4" Aluminum Duct Pipe and Wall Flange



Weather resistant
Paintable
Wide outlet

PART NUMBER
1718-W

PLASTIC LOUVERE DRYER VENT HOOD With 4" Aluminum Duct Pipe and Wall Flange



Weather resistant
Paintable
Narrow profile
Prevents drafts

PART NUMBER
1721-W

VENT HOOD KIT With Above Hood

- 1- 4" x 5 ft. Vinyl or Aluminum Dryer Duct
- 2- #1724 Clamps
- 1- #1718-W Vent Hood

PART NUMBER	DESCRIPTION
1697	Aluminum
1718-HK	Vinyl

LOUVERED VENT HOOD KIT With Above Hood

- 1- 4" x 5 ft. Vinyl or Aluminum Dryer Duct
- 2- #1724 Clamps
- 1- #1721-W Vent Hood


PART NUMBER	DESCRIPTION
1698	Aluminum
1721-LK	Vinyl

VINYL OR ALUMINUM DRYER DUCT



PART NUMBER	MATERIAL	SIZE
1687	Aluminum	4" x 5 ft.
1688		4" x 8 ft.
1689		4" x 25 ft.
1720	Vinyl	4" x 20 ft.
1720-5		4" x 5 ft.

DRYER DUCT CLAMP Stainless Steel



PART NUMBER	SIZE
1723	4"

PASCO

ANCHOR SETS

Phillips hex head screws allow a nutdriver, nut setter or screwdriver to be used.

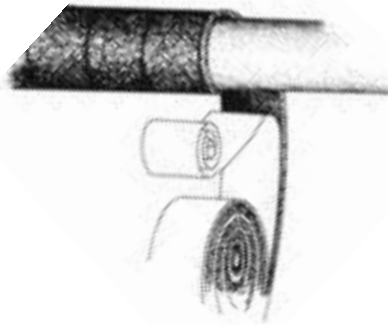


EACH SET CONTAINS:

- 100 Anchors
- 100 Phillips hex head screws
- Carbide tipped masonry drill (optional)
- Transparent, reusable box

PART NUMBER	DRILL INCLUDED	SCREW SIZE	ANCHOR SIZES	STYLE
1598	3/16"	1" x # 6	4 - 6	Collar
1599	None	1" x # 10	8 - 10	
1600	1/4"	1" x # 10	8 - 10	
1602	3/16"	1" x # 6	4 - 6 - 8	No Collar
1604	1/4"	1" x # 10	10 - 12	

FELT PIPE WRAP



Soundproofs and insulates pipe
 Helps prevent pipe clatter
 Self-adhering adhesive peel back

PART NUMBER	THICKNESS	WIDTH	LENGTH
2640	1/4"	2"	25'
2642	3/16"	2"	25'

CUT LENGTH OAKUM

- Convenient, labor saving cut lengths
- Non-spitting
- Contains no tar
- Made to pack well, caulks tight
- Treated with a special compound so that it expands when wet
- Lead ladles, Lead pots Joint runners and caulking tools can be found on pages D-26 in the tools section



PART NUMBER	DESCRIPTION
2899	1 Pound Bag with 4 pieces
2897	Small box with 24 pieces of 27 inch lengths
2898	Large case with 10 boxes of # 2897

PASCO

TOGGLE BOLTS

50 per box



PART NUMBER	SIZE
1475	3/16" x 3"
1479	3/16" x 4"
1484	1/4" x 3"
1485	1/4" x 4"

FLAT HEAD WOODSCREWS

"P" indicates phillips head
100 per box



STEEL	BRASS	SIZE	LENGTH
--	1502	# 12	1-1/4"
1521	1503-P		1-1/2"
1504-P	--		2"
1523	1505-P	# 14	1-1/2"
1541	1531		2"
1543	--		

ALL THREAD ROD COUPLING



Plated steel

PART NUMBER	SIZE
1547	3/8" x 16T x 1-1/8"
1548	3/8" x 16T x 1-3/4"

STOVE BOLTS

Round head with hex nuts



PART NUMBER	SIZE
1635	3/16" x 3/4"
1636	3/16" x 1"
1637	3/16" x 1-1/4"
1639	1/4" x 1/2"
1640	1/4" x 3/4"
1641	1/4" x 1"
1642	1/4" x 1-1/4"
1643	1/4" x 1-1/2"
1644	1/4" x 2"

100 bolts and nuts per box

nuts only

PART NUMBER	SIZE
1645	3/16" x 10-24T
1646	1/4" x 20T

SETTING TOOLS



Plated steel

PART NUMBER	SIZE
1552	3/8" or 1/2"

DROP IN CONCRETE ANCHORS



100 per box
Complies
ICBO # 3631
RR# 24682

PART NUMBER	SIZE
1558	3/8"
1559	1/2"

SHEET METAL SCREWS



*#1831 Hex slotted self-drilling type
Hex slotted 1/4" Hex head
Plated 100 per box

PART NUMBER	SIZE	LENGTH
*1831-100	# 7	5/8"
1817	# 8	1/2"
1819		3/4"
1821		1"
1871	#10	3/4"
1873-P		1"

DRIVE SCREWS



100 per box

PART NUMBER	SIZE
1555	2" x # 16

SELF-DRILLING SCREWS



100 per box
Self-drilling point
1/4" hex head

PART NUMBER	SIZE
1830	1/2" X # 8

PASCO

HEX SCREW AND NUT SETTER



Use with 1/4" drill to drive hex sheet metal and anchor screws.
 Magnetic socket
 Heat treated
 1/4" Drill shank
 1-3/4" Length

PART NUMBER	SOCKET SIZE	BODY DIAMETER
1594	1/4"	7/16"
1595	5/16"	1/2"

STEEL EYE SOCKETS Flat and Offset



2-5/8" Length

1-7/8" Length

Plated
 3/8" N.S.T.
 100 per box

PART NUMBER	DESCRIPTION
1556	Flat
1557	Offset

"J" Nail



For 1/2" or 3/4" CWT
 Copper clad
 100 per box
 Made in U.S.A.

PART NUMBER
1590

SELF - NAILING PROTECTION PLATE



Made in U.S.A.

100 per box

PART NUMBER	SIZE	UNCOATED
1628	2" x 5"	20
1630		16

WIRE PIPE HOOKS



Made in U.S.A.

50 per box

PLASTIC COATED	SIZE	UNCOATED
1580	1/2" x 4"	--
1581	1/2" x 6"	1561
1584	3/4" x 4"	1564
1585	3/4" x 6"	1565
--	3/4" x 8"	1566
--	3/4" x 10"	1567
--	1" x 6"	1569

PIPE STRAPS



Made in U.S.A.

1" Copper clad nails

PART NUMBER
1664

Galvanized

PART NUMBER	IPS SIZE
1614-I	1/2"
1615-I	3/4"
1616-I	1"
1617-I	1-1/4"
1618-I	1-1/2"
1619-I	2"
1620	2-1/4"
1621	3"
1622	4"

Copper Clad

PART NUMBER	IPS SIZE
1623*	1/2"
1624*	3/4"
1625*	1"
1626	1-1/4"
1627	1-1/2"
1632	2"

Pure Copper

PART NUMBER	IPS SIZE
1650-C*	1/2"
1651-C*	3/4"
1652-C*	1"
1653-C	1-1/4"
1654-C	1-1/2"
1655-C	2"

* With nails

See price page for quantity pack

PASCO

RADIATOR VENT VALVE AND KEY



PART NUMBER	DESCRIPTION
605	Valve and key
605LK	Valve less key
606	Key only

HEATER FURNACE LOGLIGHTER KEYS



Die Cast

PART NUMBER	SIZE	STEM LENGTH
1704	1/4"	2-1/4"
1705	5/16"	
1706	1/4"	10"
1707	5/16"	

SILLCOCK KEY



Die Cast

PART NUMBER	SIZE
1699	1/4"
1700	5/16"

3 IN 1 RADIATOR VALVE WRENCH



Inserts
Rethreads
Extracts

PART NUMBER
4947

FOUR WAY KEY



Fits stopcocks,
sillcocks and valves
Sizes are 1/4" to 9/32"
and 5/16" to 11/32"
Precision machined
plated steel

PART NUMBER
1701

COPPER THERMOCOUPLES



All thermocouples are furnished with universal adapters

PART NUMBER	LENGTH
9500	18"
9501	24"
9502	30"
9503	36"
9504	48"

Water Heater EARTHQUAKE STRAP

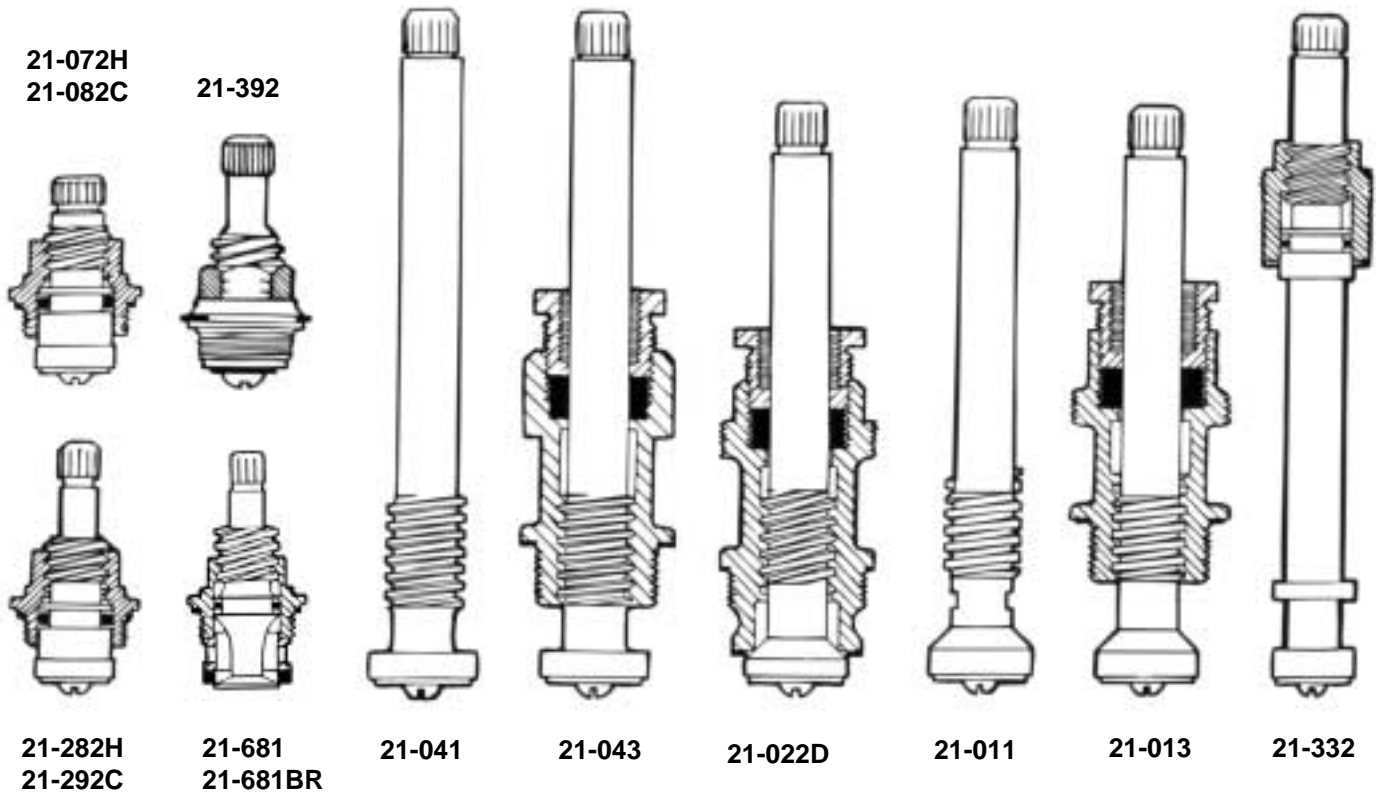


PART NUMBER
1725

Fits up to 50 gal. water heater

GENERIC REPLACEMENT PARTS FOR PRICE- PFISTER® FAUCETS

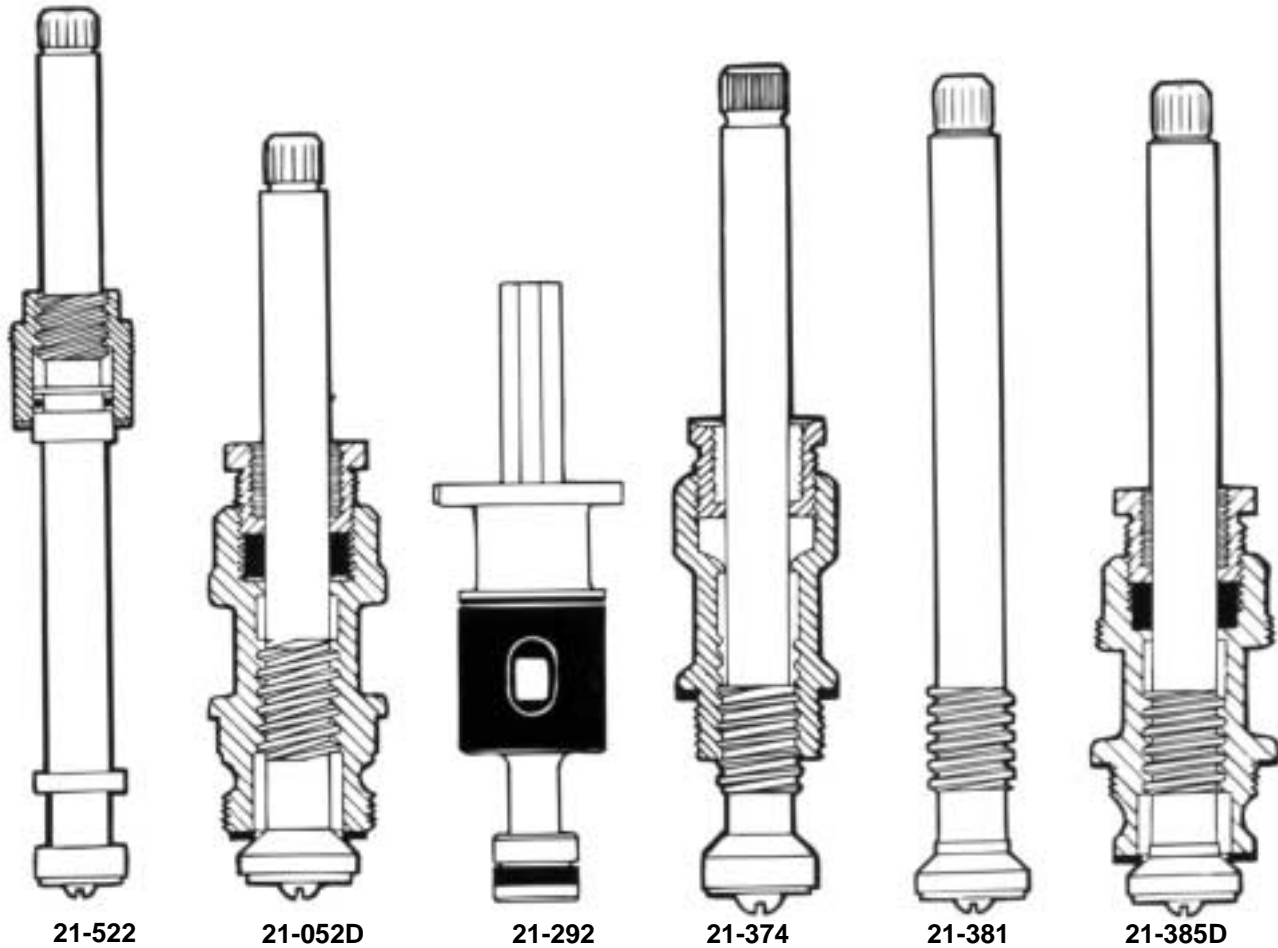
Registered trade mark or trade name of Price Pfister. NOTE: Please do not confuse PASCO Specialty & Mfg., Inc. with this company. PASCO is an independent manufacturing redistributor of quality plumbing specialty products, which, although may not be manufactured by the original product manufacturer, are precision made.



PART NUMBER	DESCRIPTION	FITS
21-072H	Stem, Hot, Lav	Basin Faucet-Crown Jewel, Crown Imperial, Shasta, Cascade, Laundry Tray
21-082C	Stem, Cold, Lav	
21-392	Stem, Hot/Cold, Kitchen & Lav	All Brass Contempera, Marquis, Verve
21-282H	Stem, Hot, Kitchen Faucet	Crown Jewel
21-292C	Stem, Cold, Kitchen Faucet	
21-041	Stem, Hot/Cold	2 & 3 Valve, Corner Valve, Washing Machine Valve, Partition Stop, Beaux Art
21-043	Stem & Bonnet, Hot/Cold	
21-022D	Diverter Stem & Bonnet, Hot/Cold	3 Valve, Crown Imperial, Lever Handles
21-013	Stem & Bonnet, Hot/Cold	2 & 3 Valve, Crown Imperial, Lever Handles
21-332	Bonnet & Stem, Widespread Lav Bidet Fittings	All Brass, Crown Imperial
21-681	Plastic washerless cartridge, Hot/Cold	All Lav/Kitchen deck units using washerless cartridge
21-681BR	Brass washerless cartridge, Hot/Cold	

GENERIC REPLACEMENT PARTS FOR PRICE- PFISTER® FAUCETS

Registered trade mark or trade name of Price Pfister. NOTE: Please do not confuse PASCO Specialty & Mfg., Inc. with this company. PASCO is an independent manufacturing redistributor of quality plumbing specialty products, which, although may not be manufactured by the original product manufacturer, are precision made.



PART NUMBER	DESCRIPTION	FITS
21-522	Stem & Bonnet, Hot/Cold, Widespread Lav	Contempera, Contessa, Marquis, Verve
21-052D	Diverter Stem & Bonnet	2 & 3 Valve, Beaux Art
21-292	Avante Cartridge	All New Style Price Pfister Single Control Faucets & Valves
21-374	Stem & Bonnet, Hot/Cold	2 & 3 Valve, Washing Machine Valve, Contempera, Marquis, Verve, Windsor
21-381	Diverter Stem	Contempera, Marquis, Verve
21-385D	Diverter Stem & Bonnet	

PASCO

GENERIC REPLACEMENT PARTS FOR PRICE- PFISTER® FAUCETS

Registered trade mark or trade name of Price Pfister. NOTE: Please do not confuse PASCO Specialty & Mfg., Inc. with this company. PASCO is an independent manufacturing redistributor of quality plumbing specialty products, which, although may not be manufactured by the original product manufacturer, are precision made.

21-020NP
21-020P
21-020GP



21-126




21-27



21-110EN



21-560
21-561



21-080A



21-110A



21-160A



21-280



21-500



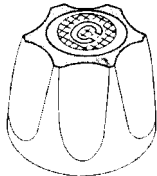
21-500C

PART NUMBER	DESCRIPTION	FITS
21-020NP	Bonnet Nut & Packing	2 & 3 Valve Stem, Crown Imperial, Beaux Art, Contempera, Contessa, Maruis, Verve & Windsor
21-020P	Packing ONLY, Rubber	
21-020GP	Packing ONLY, Graphite	
21-26	Tapered Escutcheon Nipple, All Brass	Most Shower Valves, Use With 21-27
21-27	Fit all Escutcheon Nipple Nut, CP Brass	Most Shower Flanges
21-110EN	Escutcheon Nipple, Nylon	All Price Pfister Tub & Shower Valves
21-560	1" Stem Extension	2 & 3 Valve Showers (Includes 2 Screws to Adapt to New & Old Style Handles)
21-561	Stem Extension Kit	
21-080A	Tear Drop Flange, CP	2 & 3 Valve W/ Integral Stops
21-110A	Shower Valve Flange, CP	2 & 3 Current Style Price Pfister Valves
21-160A	Widespread Flange, CP	Widespread Lav Faucets
21-280	Shower Valve, Hexagon Flange, CP	Old Style Price Pfister Valves
21-500	Seat, CP	2 & 3 Valve, Price Pfister
21-500C	Seat, CP, Lav	Kitchen & Lav Faucets, Price Pfister

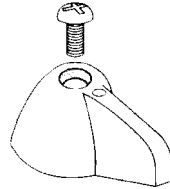
GENERIC REPLACEMENT PARTS FOR PRICE-PFISTER® FAUCETS

Registered trade mark or trade name of Price Pfister. NOTE: Please do not confuse PASCO Specialty & Mfg., Inc. with this company. PASCO is an independent manufacturing redistributor of quality plumbing specialty products, which, although may not be manufactured by the original product manufacturer, are precision made.

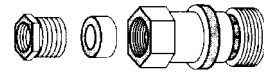
21-510C
21-510D
21-510H
21-520C
21-520H



21-210C
21-220H



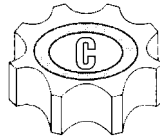
21-010B



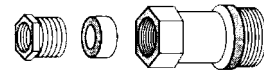
21-020C
21-030H
21-040D
21-050C
21-060H



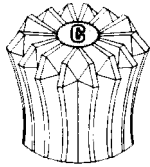
21-200C
21-200H



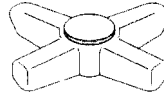
21-030B



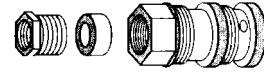
21-090C
21-090H



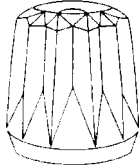
21-270C
21-270H



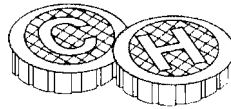
21-040B



21-740C
21-740D
21-740H
21-730C
21-730H



21-320
21-330
21-340



21-050B



PART NUMBER	DESCRIPTION
21-510C	Verve Handle, Cold
21-510D	Verve Lg. Handle, Diverter
21-510H	Verve Lg. Handle, Hot
21-520C	Verve Sm. Handle, Cold
21-520H	Verve Sm. Handle, Hot
21-020C	Contempera Lg. Handle, Cold
21-030H	Contempera Lg. Handle, Hot
21-040D	Contempera Lg. Handle, Diverter
21-050C	Contempera Sm. Handle, Cold
21-060H	Contempera Sm. Handle, Hot
21-090C	Marquis Lg. Handle, Cold
21-090H	Marquis Lg. Handle, Hot
21-740C	Windsor Lg. Handle, Cold
21-740D	Windsor Lg. Handle, Diverter
21-740H	Windsor Lg. Handle, Hot
21-730C	Windsor Sm. Handle, Cold
21-730H	Windsor Sm. Handle, Hot
21-210C	Crown Jewel Sm. Handle, Cold
21-220H	Crown Jewel Sm. Handle, Hot

PART NUMBER	DESCRIPTION
21-200C	Crown Imperial Widespread Handle, Cold
21-200H	Crown Imperial Widespread Handle, Hot
21-270C	Beaux Art Cross Handle, Cold
21-270H	Beaux Art Cross Handle, Hot
21-320	Verve Button, Cold
21-330	Verve Button, Hot
21-340	Verve Button, Diverter
21-010B	Diverter Stem Bonnet, 3 Valve, Diverter Stem, Beaux Art
21-030B	Shower Stem Bonnet 2 & 3 Valve, Beaux Art, Contempera, Marquis, Contessa, Verve & Windsor
21-040B	Diverter Stem Bonnet, 2 & 3 Valve, Crown Imperial
21-050B	Shower Stem Bonnet, 2 & 3 Valve, Crown Imperial

PASCO

ICE MAKER HOOK - UP KITS

For use on refrigerators with automatic icemakers. Also use on humidifiers.

Poly Tubing



KIT CONTAINS

- 1. 1/4" x 25' Poly tubing
- 1. Self-piercing needle valve
- 1. 1/4" Compression union
- 1. 1/4" 90° Compression coupling
- 4. 1/4" Brass insert sleeves
- 4. 1/4" Delrin insert sleeves
- 1. 1/4" Compression male

PART NUMBER	DESCRIPTION
2045	Hook - Up kit
2056-25	25' Poly tubing ONLY

Copper Tubing



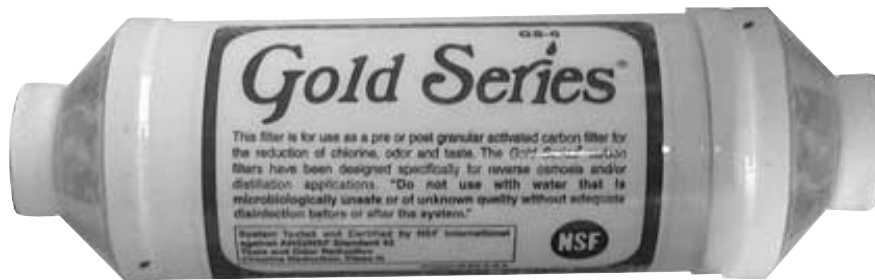
KIT CONTAINS

- 1. 1/4" x 25' Copper Tubing
- 1. Self piercing needle valve
- 1. 1/4" Compression union
- 1. 1/4" Compression male
- 1. 1/4" 90° Compression elbow

PART NUMBER	DESCRIPTION
2049	Copper hook up kit only
2059-25	25' Copper tubing ONLY

GRANULATED CARBON FILTER

Filters contain granulated carbon for taste and odor removal from municipal drinking water.



SPECIFICATIONS:

- Container - Polypropylene
- Media- Activated Carbon
- Filter/Screen - Polyestr Felt
- Micron Size - 20
- Flow Rate - 1 GPM @ 60 PSI
- Life Span - 3-6 months
- Effective Filterings - 2000 gal.
- Temp Rating - 120° F
- Pressure Rating - 125 PSI

PART NUMBER	DESCRIPTION
2060	1/4" Compression
2060-38	3/8" Compression

SELF - PIERCING NEEDLE VALVE

For 3/8" To 1" Copper Tube

KIT CONTAINS:

- 1. Needle valve
- 1. Saddle clamp
- 2. Nuts
- 2. Bolts



PART NUMBER
2162

PASCO

**RAM
BIT**

U.S. PATENT 4,975,001

*PLASTIC
FITTING SAVER*

Makes in-line repairs and installations. Reams plastic pipe squarely and accurately below the surface or finished grade. Ram Bit leaves fittings clean and ready for solvent welding

SAVES

Plastic fittings Solvent welded ball valves

SAVES TIME

Cuts 3" & 4" DWV flush, below slab or sub-floor

Repairing irrigation and swimming pool manifolds

Repairing sprinkler risers

Repairing freeze damaged plastic pipe



PASCO
**SMART PLUMBING
STARTS HERE**

PASCO

RAMBIT



**WORKS ON:
ABS DWV, PVC DWV, PVC PRESSURE,
RIGID PVC ELECTRIC CONDUCT**



PART NUMBER	SIZE	CLASS 200*	SCH 40	SCH 80	DRILL SIZE
3237	1/2"		√	√	3/8" or heavy duty 3/8" rechargeable
3239	3/4"	√	√	√	
3241	1"	√	√	√	
3242	1-1/4"	√	√	√	
3243	1-1/2"	√	√	√	
3244	2"	√	√	√	1/2" variable
3253	3"	√	√		
3254	4"		√		



Replacement Parts

SIZE	BLADE ONLY	CLASS 200 DISC ONLY	SCH 40 DISC ONLY	SCH 80 DISC ONLY	ARBOR W/ NUT
1/2"	3204	--	3205	3206	3200
3/4"	3208	3212	3209	3210	3200
1"	3213	3218	3214	3215	3200
1-1/4"	3219	3224	3220	3221	3201
1-1/2"	3225	3230	3226	3227	3201
2"	3231	3236	3232	3233	3201
3"	3256	3261	3258	--	3252
4"	3262	--	3264	--	3252

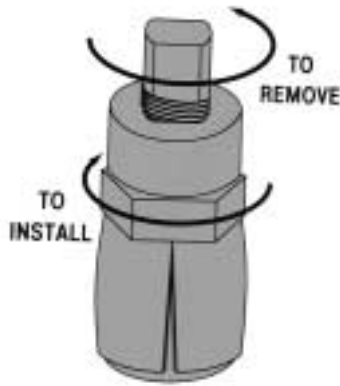
PASCO

THE DRAIN KEY™

U.S. Patent 6,282,999

It's unique expanding design allows The Drain Key to internally grip in a 360° pattern. The drain Key's aluminum shoes will not mar chrome or special finishes.

Installs and removes tub drains, closet spuds and pipe nipples.



*Interchangeable steel Drain Key™ shoes required for pipe nipples (sold separately)

Expands with a crescent wrench to unlock or install:

Bathtub drains

1-1/4" or 1-1/2" Trap (dirty arm) nipples

1-1/4" or 1-1/2" closet spuds


Jr. basket strainers, Jr. duo strainers, tray plug drains and duplex strainers

Made in U.S.A.

PART NUMBER	VOLTS
4500	Drain Key with aluminum shoes
4508	Steel shoes (set of 3 shoes only)

SMART DUMBELL

Installs and removes tub drains and closet spuds



Fits all 17 modern tub drain configurations

Installs or removes drains without crossbars (Kohler, American Standard)

Heavy duty die-cast aluminum

Prevents scratching of decorative finishes

Either a crescent wrench or large phillips screwdriver can be used to turn the tool

Saves time, money and aggravation

6" length

Made in U.S.A.

PART NUMBER
4554

PASCO

QUICK NUTCRACKER

U.S. Patent 4,365,413

Quickly removes corroded 1/2" zinc locknuts from faucet shanks.



Heat treated cutter blades
 Ball thrust bearings
 Durable black oxide finish
 Will work on faucet shanks with only three threads showing
 For use on:
 1/2" Shank single basin faucet
 1/2" Shank centerset faucet
 1/2" Shank kitchen faucets
 Made in U.S.A.

PART NUMBER	VOLTS
7000	Nutcracker ONLY
7012	10" Extension ONLY
7014	3/8" Ratchet ONLY
7010	Nutcracker, Ratchet & Extension

MOEN® STEM AND CARTRIDGE PULLER

Removes Moen® stems and Moen® cartridges from faucets and shower valves.



Removes brass cartridges
 Removes brass stems
 Removes plastic stems & cartridges
 Precision made
 High quality steel components
 One piece construction
 Easy to use
 Made in U.S.A.

PART NUMBER
7040

PASCO

PEDESTAL SINK WRENCH

Patent Pending



Offset design allows user to reach tail-piece and trap slip joint nuts
Permits trap and drain line installation or removal with pedestal sink in place.
Made in U.S.A.

PART NUMBER	SIZE
43914	1-1/4"
43915	1-1/2"

BIG YANK



Removes large and small handles
Economical yet tough
One piece forged drive bracket
4" bracket width
5" gripper fingers
Made in U.S.A.

PART NUMBER
4659

BIG YANK Sr.™

The only handle puller that grips faucet handles with 3 fingers!



One piece forged drive bracket
Notches in bracket keeps fingers from sliding apart
Engineered for the professional
5" gripper fingers

PART NUMBER
4668

PASCO

ANGLE STOP SOCKET WRENCH

Turns an angle stop on/off with or without a handle



PART NUMBER	DESCRIPTION
7006	Angle stop socket only
7012	3/8" x 10" Ratchet extension only
7014	3/8" Ratchet wrench only
7016	Socket, Wrench & Extension

PULL - RITE COMPRESSION SLEEVE PULLER

Heavy duty - For 1/2" copper tubing



Fully machined body and screw
 Stainless tip
 Lifetime guarantee not to bend or break
 Designed by plumbing professionals
 Made in U.S.A.

PART NUMBER
4665

COMPRESSION SLEEVE PULLER

Economical for use with handle puller



This unique tool, combines with a Big yank handle puller (# 4659) removes installed 1/2" copper compression sleeves and nuts
 Sleeve puller and handle sold separately.

PART NUMBER
4655

COMPRESSION SLEEVE PULLER

For 1/2" copper tubing




Removes compressed brass sleeves
 Precision machined
 Made in U.S.A.

PART NUMBER
4661

PASCO

PRICE PFISTER® SPECIAL SHOWER VALVE SOCKET WRENCH

Fits both bonnet and packing nuts on Price-Pfister® Shower Valve Stems.



Fits 31/32" stem bonnet nuts
 Fits 27/32" stem packing nuts
 50% longer than regular shower valve wrenches
 Overall length allows socket to reach well into tile covered walls
 Made in U.S.A.

PART NUMBER
5310

CLASSIC DRAIN WRENCH

Tightens most fiberglass shower stall drain locknuts and die cast basket strainer locknuts.



Fits 3-1/2" plastic locknuts
 Fits 3-3/8" die cast basket strainer locknuts
 Fits brass locknuts on brass shower stall drains
 Stamped steel
 13" overall length
 Offset handle for close quarter work
 Cushion grip
 Made in U.S.A.

PART NUMBER
7095

NO - HUB TORQUE WRENCH 60 INCH POUNDS



Measures torque when turned in a clockwise direction & ratchets when turned counterclockwise
 When the brand screw is tightened to the correct torque, the wrench ratchets so the handle will continue to turn but the drive socket will not
 Retractable reversing lever
 Chrome vanadium socket

PART NUMBER	SIZE	LENGTH
7020	5/16"	6"

QUICK SET DRAIN WRENCH



Tightens or removes shower drains with internal locknut, (like our # 7980)
 10" overall length
 Plastic coated handle
 Made in U.S.A.

PART NUMBER
7099

PASCO

NAIL HAMMER



A very best buy!

Forged head
Tubular shaft
Excellent quality

PART NUMBER	HEAD WEIGHT	CLAW
4000	10 OZ.	Straight

DRILLING HAMMERS



U.S. Hickory handle
Drop forged steel

PART NUMBER	HEAD WEIGHT	HANDLE LENGTH
4017	2 LB.	9"
4018	3 LB.	
4019	4 LB.	

FRAMING HAMMER



Forged head
18" hardwood handle
Waffled striking surface

PART NUMBER	HEAD WEIGHT	CLAW
4006	20 OZ.	Straight

SLEDGE HAMMERS



4051 Replacement handle for 4021, 4022, 4023
4054 Replacement handle for 4024, 4025, 4026, 4027

PART NUMBER	HEAD WEIGHT	HANDLE LENGTH
4021	3 LB.	16"
4022	4 LB.	18"
4023	6 LB.	32"
4024	8 LB.	36"
4025	10 LB.	
4026	12 LB.	
4027	16 LB.	

Forged head

RUBBER MALLET



Hardwood handle
Will not mar or chip smooth surfaces

PART NUMBER	COLOR
4008	White

CAT'S PAW CLAW BAR



One piece
Forged steel
Made in U.S.A.

PART NUMBER	LENGTH
4028	12"

ENGINEERS HAMMER



U.S. Hickory handle
Dropped forged steel

PART NUMBER	HEAD WEIGHT	HANDLE LENGTH
4015	3 LB.	16"

RIPPING BAR



One piece
Forged steel

PART NUMBER	LENGTH
4029	17"

PASCO

RAILROAD PICK



Drop forged steel
U.S. Hardwood handle
Standard eye

PART NUMBER	SIZE	REPLACEMENT HANDLE
4044	5 LB.	4055
4045	6 LB.	4055

METER KEY SOCKET HEAD



Make any length meter key using 1/2" IPS threaded pipe and this socket
Made in U.S.A.

PART NUMBER
4059

WATER METER KEY

This key is designed for valves that are hard to turn



Minimum order of 6 keys required
* Heavy duty
Made in U.S.A.

PART NUMBER	SHAFT DIAMETER	LENGTH	HANDLE LENGTH
4060	5/8"	36"	14"
4061	5/8"	5'	14"
4089*	3/4"	36"	14"

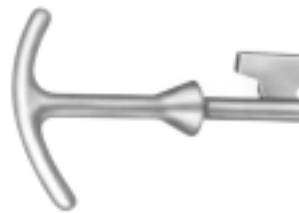
PICK MATTOCK



Drop forged steel
U.S. Hardwood handle
Standard eye

PART NUMBER	SIZE	REPLACEMENT HANDLE
4052	5 LB.	4055

WATER METER BOX KEY



Brass
Fits most locks

PART NUMBER
4074

HANDLES



U.S. Hardwood

PART NUMBER	SIZE	REPLACEMENT HANDLE
4051	16"	Engineering hammers, 2#, 3#, 4#, 6# sledges
4054	36"	8#, 10#, 12#, 16# sledges
4055		All pick mattocks, railroad picks and cutter mattocks

PASCO

PIPE WRENCH PLIERS



Pipe wrench style teeth
Satin chrome finish
Vinyl grip handles
Made in U.S.A.

PART NUMBER	LENGTH
4073	10"
4076	12"

QUICK SET PLIERS



Easily fit 1-1/2" slip joint nuts
Forged and chromed
Vinyl grip handles
Made in U.S.A.

PART NUMBER	LENGTH
4063	10"

NEEDLE NOSE PLIERS



Vinyl grip handles
Polished head
Forged steel
With side cutter

PART NUMBER	LENGTH
4091	6-1/2"

DIAGONAL CUTTERS



Vinyl grip handles
Polished head

PART NUMBER	LENGTH
4097	7-1/2"

LINEMAN'S SIDE CUTTERS



Vinyl grip handles
Polished head

PART NUMBER	LENGTH
4101	7"
4102	8"

TONGUE AND GROOVE PLIERS

CHAN NEL LOCK



PART NUMBER	LENGTH	ADJ.	CAP
420G	9-1/2"	5	1-1/2"
422G	9-1/2"	5	1-1/2"
426G	6-1/2"	5	7/8"
430G	10"	7	2"
440G	12"	7	2-1/4"
442G	12"	7	2-1/4"
460G	16"	8	4-1/4"

MADE IN U.S.A.

WIRE HOSE CLAMP PLIERS

For use on PASCO'S A-15 and A-20 hose clamps



GRIPLOCK®

Ergonomically designed offset head for greater leverage
Permalock® fastener eliminates nut and bolt failure

CHAN NEL LOCK

PART NUMBER	LENGTH	DESCRIPTION
558	8"	Hose clamp pliers
GL12	12"	Griplock

PLUMBERS HELPERS

CHAN NEL LOCK



Polished high carbon drop forged steel
Perfectly mated cutter, heat treated to hold its edge.
Made in U.S.A.

PART NUMBER	LENGTH
317G	7-1/2"
337G	7"

PASCO

PIPE WRENCHES



PART NUMBER	SIZE	FRAME	CAPAC. UP TO
4545	10"	ALLOY STEEL	1"
4546	14"		2"
4547	18"		2-1/2"
4548	24"		3"
4551	14"	ALUM.	2"
4552	18"		2-1/2"
4553	24"		3"

Heavy duty, milled teeth

RATCHETING BOX WRENCHES



MADE IN U.S.A.

PART NUMBER	SIZE	OPENING	LENGTH
4491	3/8" X 7/16"	6 PT.	5-1/2"
4492	1/2" X 9/16"		6-3/4"
4496	1/2" X 7/16"		6-3/4"

ADJUSTABLE WRENCHES

CHANNEL LOCK



MADE IN U.S.A.

PART NUMBER	LENGTH
806	6"
808	8"
810	10"
812	12"

OFFSET RATCHETING BOX WRENCH



Ideal for closet nuts
Made in U.S.A.

PART NUMBER	SIZE	OPENING	LENGTH
4497		12 PT.	8"

ADJUSTABLE WRENCHES



PART NUMBER	LENGTH
4534	4"
4535	6"
4536	8"
4537	10"
4538	12"
4539	15"

STRAP WRENCHES




Will not mar chrome, fittings and nipples

PART NUMBER	SIZE
4542	7"
4543	11"

PASCO

Get a grip on the installation of angle stops with these two plumber designed tools.

Introducing the ALL NEW Kwik Tite Wrench

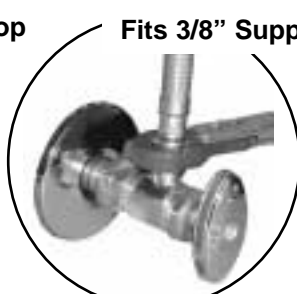


9" Length

We have taken the PASCO part numbers 4520 & 4529 and combined them into one tool. The larger forged steel socket "opens" to attach to an angle stop. The smaller forged steel socket "opens" to attach to a 3/8" outlet supply nut.



Fits Angle Stop



Fits 3/8" Supply Nut

SMALL END ALSO FITS DISHWASHER INLET ELL!

Don't forget to use with the Angle - On Wrench

Fits 3/8" or 1/2" MPT compression outlet threads on angle stops. Help protect special finishes. Nickel plated steel and precision machined.

PART NUMBER	DESCRIPTION
4524	NEW Dual Kwik Tite Wrench ONLY
4525	Angle-On Wrench ONLY
4520	15/16" Kwik Tite Wrench ONLY
4529	5/8" Kwik Tite Wrench ONLY
4528	NEW Dual Kwik Tite Wrench & Angle-On Wrench packaged together



6" Length

Remove outlet nut and screw on Angle-On

Angle-On acts as a lever for tightening compression angle stops.

WIRING TOOL



Strips wire with no damage to conductor
Crimps both insulated and non-insulated wire
Made in U.S.A.

PART NUMBER	LENGTH
908G	8-1/4"

WIRE STRIPPER



MADE IN U.S.A.

Adjusting stop on the gripping handles permits adjustment for wire size
Vinyl grip handles

PART NUMBER
4107

POCKET SCREW DRIVER



PART NUMBER
4192

NUT DRIVERS



7 PIECE NUT DRIVER SET

PART NUMBER	SIZE
4124	3/16" to 1/2"

PART NUMBER	SIZE
4125	3/16"
4127	1/4"
4129	5/16"
4130	11/32"
4131	3/8"
4132	7/16"
4133	1/2"
4135	9/16"

PUTTY KNIVES



High carbon cutlery steel
Highly polished

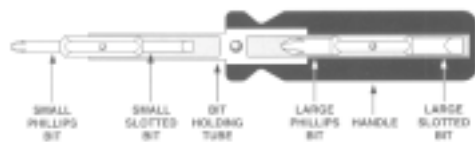
PART NUMBER	BLADE
4116	Flexible
4117	Stiff

SCRATCH AWL



PART NUMBER
4478

4 - IN - 1 SCREWDRIVER



DayGlow Orange handle can be easily spotted
12 Pack display packaged

PART NUMBER	DESCRIPTION
4208	Screwdriver complete
4208-C	Carded screwdriver complete
4209	#2 Phillips x 5/16" slotted bit only
4210	#1 Phillips x 3/16" slotted bit only

PVC PIPE CUTTER



Cuts up to 1" PVC Pipe - all schedules!
Cuts up to 1" CPVC

STOCK BLADES
AND REPAIR KITS

PART NUMBER	DESCRIPTION
4657	Complete
4657-B	Blade ONLY

HEAVY DUTY PVC PIPE CUTTER



STOCK BLADES
AND REPAIR KITS

Cuts up to 1" PVC Pipe - all schedules!
Cuts up to 1" CPVC
Stainless steel blade and ratchet

PART NUMBER	DESCRIPTION
4676	Complete
4676-B	Blade ONLY

PVC PIPE CUTTER



Cuts up to 2" PVC pipe
Stainless steel blade

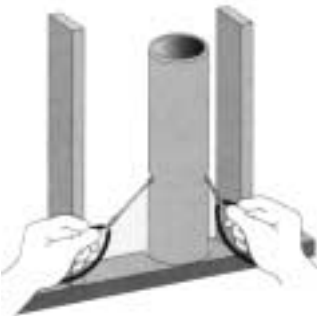
STOCK BLADES
AND REPAIR KITS

PART NUMBER	DESCRIPTION
4678	Complete
4678-B	Blade ONLY

PASCO
SMART PLUMBING
STARTS HERE!

PVC CABLE SAW

For fast cutting of PVC and irrigation pipe



24" Stainless steel cable
Great for tight spots,
need only 1/4" clearance
Easily stored
30" Overall
Made in U.S.A.

PART NUMBER	DESCRIPTION
4336	One saw
4336-S	Strip pack of 12

SOFT PIPE CUTTER



For cutting soft pipe and hose
PVC handle

PART NUMBER	DESCRIPTION
4682	Complete
4682-B	Blade ONLY

PASCO

JOURNEYMAN PLASTIC PIPE SAWS



Cuts PVC, ABS, wood and drywall
 Unbreakable aluminum die cast handle
 Large, comfortable grip
 Flame hardened blade.

PART NUMBER	DESCRIPTION
4331	Complete "Mity Mite" Saw
4331-B	13" "Mity Mite" Blade
4333	Complete "Journey Man" Saw
4333-B	18" "Journey Man" Blade
4333-H	"Journey Man" Saw handle

Unbreakable plastic handle
 Stays cooler to the touch when left in the sun
 Lightweight
 Provides better grip

PART NUMBER	DESCRIPTION
4333-UH	Handle ONLY
4331-U	Handle with 13" Blade
4333-U	Handle with 18" Blade

SUPER HACKSAW



Comfort front end grip
 Stores extra blades
 Cuts flush to surface

PART NUMBER	DEPTH	BLADE SUPPLIED
4267	4"	12"

TINY TIM HACKSAW



Cuts steel & brass
 Vinyl grip handle
 Made in U.S.A.

PART NUMBER	DESCRIPTION
4290	Hacksaw w/ blade
4290-10	Hacksaw w/ blade 10/box
4292	Extra blades 10/package

HACKSAW



Adjusts to 4 lengths
 Plated frame

PART NUMBER	DEPTH	SUPPLIED	ADJUSTS
4254	2-3/4"	12"	10" to 12"

HACKSAW BLADES



	PART NUMBER	TEETH PER INCH	BLADE LENGTH
Bi-Metal Tuff Cut Blades	4217	18	12"
	4218	24	
	4219	32	
Carbon Steel Blades	4273	18	
	4274	24	

PASCO

BI-METAL TUFF CUT RECIPROCATING SAW BLADES



PART NUMBER	LENGTH	TEETH PER INCH	USAGE RANK	CUTS THESE MATERIALS
3802	4"	14T	#10	Heavy gauge metals, angles, bar stock 1/8" thick and above
3803	4"	18T	#9	Metals to 1/8" thick, conduit, pipe, channels, tubing. Finer teeth for fast cutting.
3809	6"	10T	#8	Light, Non-ferrous metals, nail embedded woods, cast aluminum.
3810	6"	14T	#2	Heavy gauge metals, 1/8" conduit, pipe, tubing and galvanized pipe.
3811	6"	18T	#3	Metals to 1/8". Conduit, pipe, tubing and galvanized pipe.
3812	6"	24T	#5	Finer teeth for faster cutting of metal to 1/8", galvanized pipe.



PART NUMBER	LENGTH	TEETH PER INCH	USAGE RANK	CUTS THESE MATERIALS
3820	9"	10/14T	#4	.050 Thick x 3/4" Wide super model for cast iron pipe. Teeth vary alternately from 10 to 14 per inch which reduces vibration and makes smoother cuts



PART NUMBER	LENGTH	TEETH PER INCH	USAGE RANK	CUTS THESE MATERIALS
3813	6"	6T	#1	Fast cutting of all woods, nail embedded general roughing work.
3816	12"	6T	#7	Same as #3813 above



PART NUMBER	LENGTH	TEETH PER INCH	USAGE RANK	CUTS THESE MATERIALS
3814	8"	10T	#6	All woods, composition, plastics, 4" diameter pipe, cast iron, nail embedded woods, general metal cutting, fiberglass



PART NUMBER	LENGTH	TEETH PER INCH	USAGE RANK	CUTS THESE MATERIALS
3808	6"	6T	#11	Plaster, lath, sheet rock, fiber board, particle board.

PASCO

RECIPROCATING SAW BLADE - CARBIDE GRIT

3/4" Width
 Fits most reciprocating saws
 Flexible alloy steel
 Diamond hard tungsten carbide grit makes this blade last up to 20 times longer than conventional reciprocating blades



PART NUMBER	SIZE	SIZE
3835	6"	Medium
3845	9"	

CARBIDE HOLE SAW



Cuts ceramic tile, stainless steel.
 Complete with D-Drive arbor and carbide drill.

PART NUMBER	DESCRIPTION
3912	1-1/4"
3913	1-3/8"
3915	1-3/4"
3916	Arbor w/ carbide drill

AUGER BITS

PASCO Auger bits are precision made of special bit steel, heat treated and tempered for long life.



Extra Long

HEAVY DUTY
 6-1/2" Length
 4" Twist
 7/16" Shank

PART NUMBER	SIZE
3735	7/8"
3736	1"
3738	1-1/4"
3740	1-1/2"



HEAVY DUTY SHIP
 6-1/2" Length
 4" Twist
 7/16" Shank

PART NUMBER	SIZE
3851	3/4"
3853	7/8"
3855	1"
3857	1-1/8"
3858	1-1/4"
3859	1-3/8"
3860	1-1/2"

EXTRA LONG
 18" Length
 12" Twist
 7/16" Shank



PART NUMBER	SIZE
3865	3/4"
3867	7/8"
3868	15/16"
3869	1"
3871	1-1/8"
3872	1-1/4"
3873	1-3/8"
3874	1-1/2"

SELF-FEEDING WOOD BOAR

The super tough boring system with replacement blades and lead screws. Unique replacement blade saves 60% on the purchase price of a new bit. Most versatile and most cost effective wood boring systems available. Self feeding with replaceable lead screws. 6" shaft length. 1/2" hex shaft.



SHAFT SET SCREWS

PART NUMBER
3717

SHAFT

PART NUMBER	DRILL BIT SIZE
3731	1-3/4", 2", 2-1/8"
3732	2-1/4", 2-9/16", 3", 3-5/8", 4-5/8"

LEAD SCREW

PART NUMBER	DRILL BIT SIZE
3723	1", 1-1/4", 1-3/8", 1-1/2"
3724	1-3/4", 1-7/8", 2", 2-1/8"
3725	2-1/4", 2-1/2", 2-9/16", 3", 3-5/8", 4", 4-1/4", 4-5/8"

BLADES

PART NUMBER	DRILL BIT SIZE
3700	1-1/4"
3702	1-3/8"
3703	1-1/2"
3704	1-3/4"
3707	2"
3708	2-1/8"
3709	2-1/4"
3711	2-9/16"
3712	3"
3713	3-5/8"
3716	4-5/8"

COMPLETE WOOD BOAR DRILL BITS

PART NUMBER	DRILL BIT SIZE
3671	1-1/4"
3672	1-3/8"
3673	1-1/2"
3674	1-3/4"
3677	2"
3678	2-1/8"
3679	2-1/4"
3681	2-9/16"
3682	3"
3683	3-5/8"
3686	4-5/8"

PLUMBERS HOLE SAW KIT

Designed with the requirements of the plumber in mind. This kit contains the six Bi-Metal hole saws most commonly used in the installation of piping and tubing.



Complete Kit

PART NUMBER
3743

KIT CONTENTS

To order individual parts for kit use the part numbers listed below

PART NUMBER	DRILL BIT SIZE	ARBOR COMPLETE WITH 1/4" DRILL	1/4" EXTRA DRILL
3748	3/4"	3742 1/4" round shank 1/4" chuck	3741 Works with both arbors
3750	7/8"		
3754	1-1/8"		
3763	1-1/2"	3744 7/16" hex shank 1/2" chuck	
3767	1-3/4"		
3773	2-1/4"		



Superior tool plumbing hand tools are engineered and manufactured to the highest quality standards in the U.S.A. These innovative products save time and eliminate problems, making every plumbing job easier. Lifetime guarantee

FLARING TOOL

Highest Quality



Precision quality, makes smooth flare
 Long handle for leverage
 Large wing nuts
 For O.D. sizes:
 3/16", 1/4", 5/16", 3/8", 1/2", 5/8"
 Made in U.S.A.

PART NUMBER
17515

MINI TUBING CUTTER



Cuts up to 1" copper
 Grooved rollers
 Made in U.S.A.

PART NUMBER	DESCRIPTION
35180	Cuts 1/8" - 1" Tubing
42835	Separate cutter wheel

TELESCOPING TUBING CUTTER



Enclosed feed mechanism
 Retractable reamer
 Made in U.S.A.

PART NUMBER	DESCRIPTION
35219	Cuts 1/4" - 1-1/4" tubing
42835	Separate cutter wheel

HEAVY DUTY TUBING CUTTER



Cutter wheel tracks on I-beam for a smooth, straight cut
 Retractable reamer
 Made in U.S.A.

PART NUMBER	DESCRIPTION
35238	Cuts 1/4" - 1-1/2" Tubing
42835	Separate cutter wheel

TUBING AND PIPE CUTTER



Cuts 1" IPS or 2" Copper
 Strong, yet lightweight
 Non-slip grip
 Made in U.S.A.

PART NUMBER	DESCRIPTION
36878	Cuts 5/8" - 1" IPS or 2"CWT
42348	Separate cutter wheel

PASCO

SWEDGING TOOL



For "M" Copper tubing

PART NUMBER	SIZE
4330	3/8" to 3/4"

COPPER SIZING TOOLS



Impact type to re-round copper tubing
For "M" Copper tubing

MADE IN U.S.A.

PART NUMBER	SIZE
4343	1/2"
4344	3/4"
4345	1"

ECONOMY TUBING CUTTER



Grooved roller
Retractable reamer

PART NUMBER	DESCRIPTION
4350	Cuts 1/8" to 1" tubing
4349	Blades

COPPER DEBURRING TOOL



Die Cast
Deburs up to 1-1/4" copper or CPVC

PART NUMBER	MATERIAL
4356	Metal

MINI TUBING CUTTER



PART NUMBER	DESCRIPTION
4351	Cuts 1/8" to 1/2" tubing

ECONOMY FLARING TOOL



For O.D. sizes:
3/16", 1/4", 5/16", 3/8", 1/2", 5/8"
Makes smooth flare

PART NUMBER
4360

COPPER TUBE FLARE PUNCHES




Soft copper tubing

MADE IN U.S.A.

PART NUMBER	SIZE
4366	1/2"
4367	3/4"
4368	1"

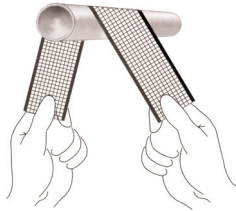
PLUMBERS SAND CLOTH

Specially formulated for use in preparing copper fittings and tubing for soldering
120 grit
Aluminum oxide



PART NUMBER	SIZE
3102	10 YD.
3105	25 YD.
3110	100 YD.

PLUMBERS OPEN MESH SAND CLOTH



7.5 YARD
NEW MORE
CONVIENENT SIZE

Waterproof
180 Grit
Aluminum oxide
Made in U.S.A.

PART NUMBER	SIZE
3108	7.5 YD.
3106	25 YD.

"A" QUALITY COPPER FITTING BRUSH

2 Wire model
High carbon
crimped
steel bristles
Made in U.S.A.



PART NUMBER	SIZE
5111	1/8"
5112	1/4"
5113	3/8"
5114	1/2"
5116	3/4"
5118	1"
5119	1-1/4"
5120	1-1/2"
5121	2"

"AA" QUALITY COPPER FITTING BRUSH

Highest quality
available
4 Wire model
Double construc-
tion from stain-
less steel wire
Made in U.S.A.



PART NUMBER	SIZE
5124	1/4"
5126	1/2"
5128	3/4"
5130	1"
5131	1-1/4"
5132	1-1/2"
5133	2"

ECONOMY COPPER FITTING BRUSH



Wire loop handle
2-Ply carbon steel bristles
For bulk pricing add - BLK to
part number
Made in U.S.A.

PART NUMBER	SIZE
5139	1/2"
5141	3/4"
5143	1"
5144	1-1/4"
5145	1-1/2"
5146	2"

COPPER TUBE BRUSH



Sizes indicated are
nominal copper

This is the finest manufac-
tured.
Cleans copper water tube
end for soldering
Made in U.S.A.

PART NUMBER	SIZE
5151	1/4"
5152	3/8"
5153	1/2"
5155	3/4"
5157	1"

4 - in - 1 FITTING BRUSH



Tube cleaning and fitting brush
High impact plastic
High carbon steel bristles
Replaceable brushes
1/2" and 3/4" copper
Made in U.S.A.

PART NUMBER	DESCRIPTION
5150	COMPLETE 4-IN-1 brush
5150-R	Replacement brush kit includes 2 ID & 2 OD brushes

PASCO

NATURAL BRISTLE ACID BRUSHES



PART NUMBER	SIZE	HANDLE MATERIAL	HANDLE LENGTH
46501	# 1	Metal	5-1/4"
46512	# 2	Metal	5-1/2"
46524	# 4	Metal	6-7/8"
46537	# 7	Wood	5-13/16"

#1, #2, #4 Brushes sold 144 pieces per box
#7 Brushes sold 36 pieces per box

WIRE BRUSHES



PART NUMBER	SIZE	HANDLE
4480	3 Rows of 19 Tufts	Long
	3 Rows of 19 Tufts	Short

MADE IN U.S.A.

AVIATION SNIPS



Hand guards
Cushion grips
Forged blades
Made in U.S.A.

PART NUMBER	SIZE	CUT	DIRECTION OF CUT
4340	10"	1-1/2"	Left
4341			Right
4342			Straight

UTILITY KNIFE



Retractable

PART NUMBER	DESCRIPTION	PACKAGED
4323	Knife w/ 2 extra blades	1
4325	Extra Blades	5

TNT WRENCH



5 in 1 Torch and tank wrench for "B" or "MC" Tanks
Designed specifically for the plumbing industry
Painted steel
Fits B and MC tank regulator coupling nuts
Fits B and MC tank stem nut
Smallest wrench size removes the gauge on the regulator
Display carded
Five pack of flints included

**A
plumber's
must have
tool!**

PART NUMBER	SIZE
4439	TNT Wrench
4432	Flint 5 pack refill

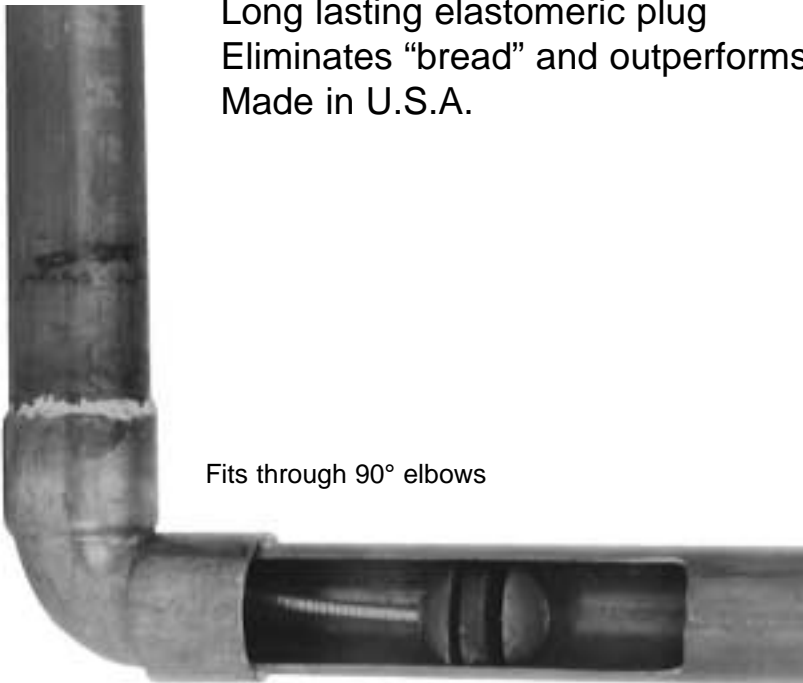
QUICK SWEAT

PATENT NUMBER 5,819,804



**PLUMBER
DESIGNED**

Flexible 24" steel cables will slide through elbows and are interchangeable with the handle to fit different size copper. Durable polypropylene handle will fit 1/2" thru 2" cables. Long lasting elastomeric plug Eliminates "bread" and outperforms all the rest. Made in U.S.A.



Fits through 90° elbows

PART NUMBER	SIZE
51500	Kit including: Handle & 1- each 1/2", 3/4", 1" cables
51050	1/2" Complete tool
51075	3/4" Complete tool
51100	1" Complete tool
51125	1-1/4" Complete tool
51150	1-1/2" Complete tool
51200	2" Complete tool
51040	Handle ONLY
51012	1/2" Cable ONLY
51034	3/4" Cable ONLY
51010	1" Cable ONLY
51114	1-1/4" Cable ONLY
51115	1-1/2" Cable ONLY
51120	2" Cable ONLY

FLOORING CHISEL



MADE IN
U.S.A.

PART NUMBER	BLADE WIDTH	OVERALL LENGTH
4370	2-1/2"	12"

CONCRETE CHISELS



MADE IN
U.S.A.

PART NUMBER	BLADE WIDTH	OVERALL LENGTH
4392	12"	3/4"
4396	12"	1"

FLAT COLD CHISELS



MADE IN
U.S.A.

PART NUMBER	LENGTH	SHAFT SIZE	CUTTING EDGE
4375	5"	1/4"	1/4"
4376	5"	5/16"	3/8"
4378	6"	3/8"	1/2"
4380	6"	1/2"	5/8"
4382	7"	5/8"	3/4"
4383	8"	3/4"	7/8"
4386	9"	7/8"	1"
4388	12"	5/8"	3/4"

WOOD CHISELS



One piece, all steel
Made for rough and finish work

MADE IN
U.S.A.

PART NUMBER	LENGTH
4402	1/2"
4403	3/4"
4404	1"
4405	1-1/4"

SOD OR LINOLEUM KIFE



Steel blade has polished finish
Hardwood handle

PART NUMBER
4319

PLUMB BOBS



Nickel plated
True hanging

PART NUMBER	LENGTH	WEIGHT
4450	3-3/8"	5 OZ.
4451	3-3/4"	8 OZ.

TORPEDO LEVELS

Magnet and grooved
Sturdy die cast
Colored liquid in vials
Made in U.S.A.

9" Length
Grooved for plastic pipe
45° Vial
Magnet for iron pipe
Super strong plastic body
Made in U.S.A.



PART NUMBER
4472



PART NUMBER
4473

PASCO

BINDER TWINE



2,000 Ft.
Sisal

PART NUMBER
4043

TRUCK ROPE

4 STRAND PURE MANILA



PART NUMBER	O.D. SIZE	LENGTH
4040	3/8"	600 FT.
4041	7/16"	600 FT.

POLYPROPYLENE

PART NUMBER	O.D. SIZE	LENGTH
4111	3/8"	50 FT.
4112	3/8"	600 FT.
4113	7/16"	600 FT.
4114	1/2"	600 FT.


MADE IN
U.S.A.

PRO-STRAP®

U.S. Patent 5,603,591

The professional tie-down strap designed by a contractor for contractors!

Allows you to fasten lightweight pipe, ladders, poles & other job materials quickly & securely to your construction vehicle



Strong, durable, reliable. Made of black woven polypropylene webbing and industrial strength Velcro. Secures material in seconds in all weather conditions. No more wire twists, rubber-hooked tie downs or hard-to-untie knots.

UV Resistant, not affected by the sun, heat or cold.
Made in U.S.A.

PART NUMBER	LENGTH
49431	43"
49721	72"

INSPECTION MIRROR



Fully adjustable, super in tight places.
1-1/2" Diameter mirror

PART NUMBER	LENGTH
4914	24"

"GRAB ALL" RETRIEVING TOOL



PART NUMBER	LENGTH
4919	24"

MAGNETIC RETRIEVING TOOL



Telescoping

PART NUMBER	LENGTH
4920	24"

RUBBER ROPE



Twin eyed hooks

PART NUMBER	LENGTH
6020	10
6021	100

7/16" Diameter
You can make any length "tie down" you need with a length of our rubber rope and two hooks.

PART NUMBER	LENGTH	PART NUMBER
6010	10 FT.	6
6012	50 FT.	0
6014	300 FT.	0

TIE DOWN STRAPS



Elastic rubber

PART NUMBER	LENGTH	LENGTH STRETCHED
4901*	9"	14"
4903*	15"	20"
4905*	20"	25"
4907*	31"	36"
4909*	41"	46"

* INDICATE
-10 for 10 pack
-50 for 50 pack

PASCO

SPARK LIGHTERS



4430

4437
Triple flint

Round, Single, or Triple Flint
Large hood traps more gas
File rotates providing a fresh surface for the flint
Flints good for 1,500 ignitions
Made in U.S.A.

PART NUMBER	DESCRIPTION	PKG.
4430	Lighter	12
4432	Extra Flints	5
4437	Shurlite Lighter	12
4438	Extra Flints	5

CAULKING TOOLS



For lead & oakum
Made in U.S.A.

PART NUMBER	DESCRIPTION
4442	5/8" x 7" Inside caulker
4443	5/8" x 7" Outside caulker
4444	5/8" x 7" Straight caulker
4446	1-1/2" Curved board caulker
4447	5/8" x 12" Offset yarning iron
4448	5/8" x 16" Spring yarning iron

LEAD JOINT RUNNERS



Non-asbestos
MADE IN U.S.A.

PART NUMBER	RUNNER SIZE	FOR SOIL PIPE SIZE
4576	# 1	2" to 4"
4577	# 2	4" to 6"
4578	# 3	6" to 10"

LEAD LADLES



MADE IN U.S.A.

PART NUMBER	SIZE
4585	3"
4586	3-1/2"
4587	4"
4588	5"

PLUMBERS TYPE LEAD POTS



PART NUMBER	SIZE	VOLUME IN WEIGHT
4592	6"	30 LBS.
4594	8"	70 LBS.
4595	10"	120 LBS.

LEAD MELTING FURNACE



Accommodates 6" to 8" lead pots
Works off direct propane cylinder pressure
Fits 3" cylinder spud
Stand converts furnace to free standing unit
1/4" I.P.T. connections
Hose not supplied

PART NUMBER	DESCRIPTION
4597	Lead melting furnace without stand
4599	Stand with valve

CHIP AND OIL BRUSH



PART NUMBER	SIZE
4647	1"
4649	2"

PASCO

PO PLUG WRENCH



Removes PO plugs and tub drains

PART NUMBER
4555

CLOSET SEAT NUT WRENCH



Fits any length bolt
Fits 99% of closet seat nuts
Die cast
Made in U.S.A.

PART NUMBER
4557

INTERNAL SPUD WRENCH



A must to install or remove urinal and closet spud, waste and overflows
4" capacity
Cushioned grip

PART NUMBER
4562

SPUD WRENCH



For slip nuts, lock nuts and strainer nuts
10" non adjusting
1" to 3" Capacity
One piece head treated forging

PART NUMBER
4570

ADJUSTABLE SPUD WRENCH



10" Length
1" to 3" Capacity
For slip nuts, locknuts and strainer nuts

PART NUMBER
4571

STRAINER NUT WRENCH



PART NUMBER
4569

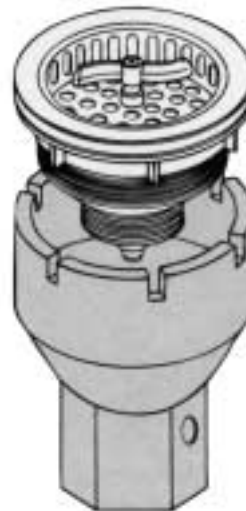
GARBAGE DISPOSER WRENCH



For releasing jammed garbage disposers
1/2" Steel
10" Length

PART NUMBER
4943

4 - IN - 1 STRAINER WRENCH



Fits 3/8" strainer locknut
5-1/2" length
Super tough Lexan plastic
Slotted inserts that conveniently fit the standard slotted sink basket strainer locknuts
Made in U.S.A.

Tool ONLY
PART NUMBER
4948

BASKET STRAINER WRENCH



Zinc plated steel
Handle slides

PART NUMBER
4949

NIPPLE BOXES



Holds 1/2" CL thru 6" nipples
 Fold away handle
 Epoxy coated steel
 Light weight yet strong
 Made in U.S.A.

PART NUMBER	SIZE	HOLDS
3080	1/2"	77
3081	3/4"	66
3082	1"	50
3083	1-1/4"	40
3084	1-1/2"	30
3085	2"	27

FITTING TOTE TRAY



Excellent for copper fittings
 18 Gauge
 20" x 10" x 5"
 Fold away handle
 Epoxy coated steel
 Made in U.S.A.

PART NUMBER	DESCRIPTION
3088	With 8 dividers
3088-LD	Less dividers

1/2" & 3/4" COMBO NIPPLE BOX



Holds both 1/2" and 3/4" nipples
 Holds (39) 1/2" CL thru 6"
 Holds (33) 3/4" CL thru 6"
 Fold away handle
 Epoxy coated steel
 Made in U.S.A.

PART NUMBER
3091

PASCO

STEM LUBE HEAT PROOF GREASE



Use on water or stem
Apply to stems of faucets, packing, plungers, ball cocks, valves & washers
Food grade

MADE IN U.S.A.

PART NUMBER
3155

BIBB SEAT TOOLS



For all faucet seats
Cadmium plated
Heat treated

PART NUMBER	DESCRIPTION
4561	6 Step - Angled
4563	Square x Hex x Straight
4564	Tapered - Angled

BIBB SEAT TOOL SET



SET INCLUDES:
1- 3/8" x 7/16" ratcheting box wrench
1- Small hex/large hex tapered bibb seat tool
1- Small square/large square no taper bibb seat tool

PART NUMBER
4568

IMPACT HANDLE PULLER



PART NUMBER
4660

PROFESSIONAL FAUCET RESEATER KIT



KIT INCLUDES:
4- Harden steel cutters for various size faucets
1- Guide cone
4- Faucet washers
1- Solid brass screw
1- Long shaft for tub & showers

MADE IN U.S.A.

PART NUMBER
4565

TELESCOPING BASIN WRENCH



Extends from 9" to 16"
Swivel jaw with spring
Extra large jaw on 4573-L fits single lever faucet locknuts
*Large jaw fits up to 2" locknuts

PART NUMBER	EXTENDS
4573	9" to 16"
*4573-L	9" to 16"

REGULAR BASIN WRENCH



For use on basin nuts, ballcocks & flushvalves
Cadmium plated
Jaw has springs
Swivel head operates right or left

PART NUMBER	SIZE
4574	11"
4590	15"

SHOWER VALVE SOCKET SET - PROFESSIONAL QUALITY

Made in U.S.A.



Heavy duty
Each socket is 20% longer than
the import
High quality steel

PART NUMBER	DESCRIPTION
5300XH	Complete set only

"DROP IN" HALF BARREL TYPE CAULKING GUN



MADE IN
U.S.A.


PART NUMBER
5100

IMPORT SHOWER VALVE SOCKET SET



SPRING TUBE BENDERS

For copper, aluminum & soft thin wall tubing



PART NUMBER	SIZE	LENGTH
5160	1/4"	10"
5161	5/16"	
5162	3/8"	
5163	7/16"	
5164	1/2"	
5165	5/8"	

PART NUMBER	SIZES	DESCRIPTION
5300	---	Socket set as shown
5301	21/32" x 27/32"	Socket wrench only
5302	29/32" x 31/32"	Socket wrench only
5303	1-1/32" x 1-3/32"	Socket wrench only
5304	1-5/32" x 1-9/32"	Socket wrench
5305	1-11/32" x 1-7/16"	Socket wrench
5306	3/8" x 6"	T Bar handle
5307	---	Wire holder

CELLULOSE SPONGES



Excellent for drying and cleaning up
For cleaning up tanks, lavatories, shower liners
and leaking traps
Natural color

MADE IN
U.S.A.

PART NUMBER	SIZES
5184	6" x 4-1/4" x 1-11/16"
5185	7-1/2" x 4-1/2" x 2-1/16"

MILL BASTARD FILES



PART NUMBER	SIZES
5504	6" x 19/32" x 7/64"
5505	8" x 25/32" x 9/64"
5506	10" x 31/32" x 11/64"
5507	12" x 1-5/32" x 7/32"
5508	14" x 1-5/16" x 1/4"

SLIM TAPER FILES



PART NUMBER	SIZES
5518	6" x 11/32"
5520	8" x 15/32"
5525	6" x 9/32"
5527	8" x 13/32"
5532	6" x 7/32"
5534	8" x 5/16"

FLAT BASTARD FILES



PART NUMBER	SIZES
5538	6" x 5/8" x 5/32"
5539	8" x 25/32" x 7/32"
5540	10" x 31/32" x 1/4"
5541	12" x 1-5/32" x 9/32"

HALF ROUND BASTARD FILES



PART NUMBER	SIZES
5548	8" x 3/4" x 7/32"
5549	10" x 15/16" x 9/32"
5550	12" x 1-1/8" x 11/32"

ROUND BASTARD FILES



PART NUMBER	SIZES
5555	6" x 7/32"
5556	8" x 5/16"
5557	10" x 3/8"
5558	12" x 1/2"

THREAD FILE



Restores damaged threads on bolts and external or internal pipe threads
 Clears damaged or corroded threads
 Comes in reusable plastic tube

PART NUMBER
5562

FILE HANDLES



PART NUMBER	FILE LENGTH
5580	6" to 8"
5581	8" to 12"
5582	12" to

HEX KEY TOOL CADDY

Keys are #8650 chrome nickle alloy steel
Close tolerance assures precise fit into hex socket
Hardened and tempered for maximum durability
Made in U.S.A.



PART NUMBER	NO. OF KEYS	KEY SIZES
3040	9 Keys	5/64", 3/32", 7/64", 1/8", 9/64", 5/32", 3/16", 7/32", 1/4"
3041	8 Keys	.050", 1/16", 5/64", 3/32", 7/64", 1/8", 9/64", 5/32"
3042	5 Keys	3/16", 7/32", 1/4", 5/16", 3/8"
3043	8 Keys	3/32", 7/64", 1/8", 9/64", 5/32", 3/16", 7/32", 1/4"

HEX KEY TOOL CADDY



PART NUMBER	KEY SIZES
4575	.28 · .035 · .050 · 1/16" · 5/64" · 3/32" · 7/64" · 1/8" · 9/64" · 5/32" · 3/16" · 7/32" · 1/4" · 5/16" · 3/8"

MADE IN U.S.A.

RADIATOR SPUD KEY



Case hardened key removes brass radiator valve spuds from cast iron radiators
Machined slot aligns with tabs inside the brass spud
Made in U.S.A.

PART NUMBER	PART NUMBER	NO. OF KEYS
4483	4484	1/2"
Kit of all 3 sizes	4485	3/4"
	4486	

RADIATOR SPUD WRENCH



PART NUMBER
4558

RADIATOR SPUD WRENCH 3 - Way



PART NUMBER
4947

HEAVY DUTY HOT WATER HEATER ELEMENT WRENCH



PART NUMBER
4946

SPRINKLER NIPPLE EXTRACTOR



For plastic risers

PART NUMBER
4498

INTERNAL NIPPLE WRENCH



CAM Type
Removes or inserts
Heat treated
Cadmium plated

PART NUMBER	NIPPLE SIZE
4530	3/8"
4531	1/2"
4532	3/4"
4533	1"

INTERNAL NIPPLE WRENCH



Excellent for chrome work
Precision machined and hardened
Loosens and tightens
Designed to grip internally
Removes broken nipple threads from fittings

PART NUMBER	DESCRIPTION
4511	1/2" IPS Internal wrench
4512	3/4" IPS Internal wrench
4513	1" IPS Internal wrench

PIPE TAPS



High carbon steel
Tapered thread taps

PART NUMBER	PIPE SIZE	NO. OF NPT	TAP DRILL SIZE
4812	1/8"	27	1/8"
4813	1/4"	18	7/16"
4814	3/8"	18	37/64"
4815	1/2"	14	45/64"
4816	3/4"	14	59/64"
4817	1"	11-1/2	1-5/32"
4818	1-1/4"	11-1/2	1-1/2"
4819	1-1/2"	11-1/2	1-47/64"
4820	2"	11-1/2	2-7/32"

NIPPLE AND SCREW EXTRACTORS



Removes nipples, bolts and screws
Left hand spiral tapered flute removes broken piece without thread damage

PART NUMBER	IND ID #	PIPE SIZE	DRILL SIZE	BOLT SCREW SIZE
4824	1	---	5/64"	3-32" to 5/32"
4825	2	---	7/64"	5/32" to 7/32"
4826	3	---	5/32"	7/32" to 9/32"
4827	4	1/8"	1/4"	9/32" to 3/8"
4828	5	1/4"	19/64"	3/8" to 5/8"
4829	6	3/8"	13/32"	5/8" to 7/8"
4830	7	1/2"	17/32"	7/8" to 1-1/8"
4831	8	3/4"	13/16"	1-1/8" to 1-3/8"
4832	9	1"	1-1/16"	1-3/8" to 2"

13 PIECE DRILL SET

Sizes 1/16" to 1/4" by 64ths.
High speed steel for wood, plastic
and soft or thin gauge metal
Plastic case
Blister carded for peg board display



**PART
NUMBER**
4663

SURE GRIP HIGH SPEED 1/4" SHANK DRILLS



PART NUMBER	SIZE
4673	3/8"
4681	1/2"

STRAIGHT SHANK DRILLS



PART NUMBER	SIZE	LENGTH
4716	1/4"	12"
4718	5/16"	12"
4720	3/8"	12"

Long

STRAIGHT SHANK DRILLS

Jobbers length high speed
For wood or metal
General purpose



PART NUMBER	SIZE	PART NUMBER	SIZE	PART NUMBER	SIZE
4686	1/16"	4696	7/32"	4706	3/8"
4687	5/64"	4697	15/64"	4707	25/64"
4688	3/32"	4698	1/4"	4708	13/32"
4689	7/64"	4699	17/64"	4709	27/64"
4690	1/8"	4700	9/32"	4710	7/16"
4691	9/64"	4701	19/64"	4711	29/64"
4692	5/32"	4702	5/16"	4712	15/32"
4693	11/64"	4703	21/64"	4713	31/64"
4694	3/16"	4704	11/32"	4714	1/2"
4695	13/64"	4705	23/64"		

MASONRY DRILLS

For brick, concrete, plaster & other
masonry materials.
carbide tipped
Nickle plated
Wide flutes for better chip disposal



PART NUMBER	SIZE DIAMETER	OVERALL LENGTH	SHANK DIAMETER
4776	1/8"	3"	1/8"
4777	5/32"	3"	5/32"
4778	11/64"	3"	5/32"
4779	3/16"	3"	3/16"
4781	1/4"	4"	1/4"
4782	5/16"	4"	1/4"
4783	3/8"	4"	1/4"
4784	7/16"	6"	1/4"
4785	1/2"	6"	1/4"
4787	5/8"	6"	1/2"
4789	3/4"	6"	1/2"
4791	1"	6"	1/2"


12" MASONRY DRILLS

Extra long masonry drills allow
the plumber to run water lines
through cinder block, cement
block and tilt up walls.
Carbide tipped
Nickel plated
1/2" Shank
12" Overall length



PART NUMBER	SIZE	PIPE OR TUBE SIZE
4797	5/8"	1/2" Copper
4798	7/8"	1/2" IPS 3/4" Copper
4799	1"	3/4" IPS

"SURE LOCK" TAPE MEASURE



Unbreakable Cycholac case
Power return
Belt clip

PART NUMBER	SIZE
3933	3/4" x 16'
3945	1" x 25'

NYLON SEINE TWINE



For plumb line, seine line,
chalk line, mason line

PART NUMBER	SIZE	TEST	LENGTH
4115	# 18	179 LB.	275 FT.

CHALK AND PLUMB LINE



Will mark on any surface (wood,
brick, stone, & metal)
Die cast aluminum case
Slide action lock and hook ring
provides true plumb bob action
Lock releases automatically on
rewind
Opens for easy filling of powdered
chalk
Nylon line on pop - in reel is
easily replaced
Made in U.S.A.

PART NUMBER	LENGTH
5193	100'

CHALK REFILLS

For any chalk line reel



MADE IN
U.S.A.

PART NUMBER	CHALK COLOR	SIZE
5195	Blue	8 oz.
5196	Red	8 oz.

WATERPROOF LUMBER CRAYONS



PART NUMBER	COLOR
5333	Yellow
5334	Red
5335	Blue
5337	Green
5339	Black

MADE IN
U.S.A.

PASCO

PROTECTIVE KNEE PADS



9220
White plastic cap allows user to swivel and slide on working surfaces

9221
Normar natural rubber cap prevents sliding and marring



Comfortable
Long lasting
Codura nylon
Foam rubber cushioning
Flexible
Made in U.S.A.

PART NUMBER	SIZE
9220	Hard protective cap
9221	Soft protective cap

ECONOMY KNEE PADS



Snug and non-binding
Comfortable when walking or kneeling
Fully adjustable hook/loop fastener
Made in U.S.A.

PART NUMBER
9223

HARD HAT



Meets ANSI and OSHA standards
Made in U.S.A.

PART NUMBER	COLOR
9200	White
9201	Yellow
9202	Orange
9203	Blue
9205	Red

SAFETY & COMFORT GOGGLES



Meets ANSI and OSHA standards
Made in U.S.A.

PART NUMBER
9225

INDUSTRIAL GRADE DISPOSABLE GLOVES



Latex
100 Per box
Sold by the box
XL- extra large size

PART NUMBER
950
950XL

DISPOSABLE SHOE COVERS



Non-skid sole
Disposable
10 Per pack

PART NUMBER
949

JERSEY



MADE IN
U.S.A.

Knit wrist jersey in
seal brown
9 oz. fabric
Cold weather favorite!

PART NUMBER	SIZE
403-M	Medium
403	Large

REVERSIBLE PLASTIC DOT



8 oz. Cotton glove
Knit wrist
Use twice
Large ONLY

PART NUMBER
5500

COTTON



8 oz. cotton glove
Knit wrist
Large ONLY

PART NUMBER
641

PLASTIC DOT



8 oz. Cotton glove
Palm & thumb back plastic dot material
Knit wrist
Large ONLY

PART NUMBER
5501

DOUBLE PALM



18 oz. Cotton glove
Knit wrist
Large ONLY

PART NUMBER
643

STALLION



Split leather palm glove
Clute cut with 100 % cotton fabric back
Large ONLY

PART NUMBER
1290

DOUBLE PALM



It wears especially well in uses such as handling a roto roter cable.
Large ONLY

**PART
NUMBER**
5231-DP

SNUGFIT COATED "SURE GRIP"



All cotton
Plastic coated palm &
finger tips

PART NUMBER	SIZE
925-M	Medium
925	Large
925-XL	X-Large

TOM CAT



Yellow fleece out glove
Lined and rubberized with tan knit wrist
Large ONLY

**PART
NUMBER**
341-GL

PLASTIC COATED



All cotton, fully plastic coated
glove with a cuff top
Large ONLY

**PART
NUMBER**
930

SUPER BUK



Select split cowhide
Blue gray color
Large ONLY

**PART
NUMBER**
146-L

ROADMASTER



Rich grain cowhide
Large ONLY

**PART
NUMBER**
6036-L

DRIVER'S GLOVE



Rich grain cowhide face and tough
wearing plastic back
Large ONLY

**PART
NUMBER**
1213-L

FIRE DOME



Long lasting grain horsehide
Clute cut with pull tape fastener
Large ONLY

**PART
NUMBER**
6047-L

MASTER PLUMBERS FORCE CUP



Heavy duty
Ribbed cup for strength
Provides big "blast" for all stoppages
High quality rubber
19" handle

**PART
NUMBER**
4636

HEAVY DUTY CLOSET BOWL FORCE CUP



Extra large for best pressure with
positive seal
Designed for all types of toilets
High quality black rubber
19" handle

**PART
NUMBER**
4637

DUAL BLAST FORCE CUP



Dual plunger action works well on
sinks and wash basins, etc.
Bell shape provides positive seal
High quality rubber
19" handle

**PART
NUMBER**
4638

ECONOMY FORCE CUP



High quality red rubber
Available in 5" or 6" diameter
19" handle

PART NUMBER	SIZE
4640	5"
4641	6"



RAYOVAC batteries are "Sealed in Steel" to meet the demands of industry for longer storage life and are guaranteed against leakage.

ALKALINE BATTERIES



PART NUMBER	VOLTS	SIZE
261	1-1/2	C
262	1-1/2	D
263	---	AAA
264	1-1/2	AA
279	9	TRANS

FLASHLIGHT BULBS



PART NUMBER	APPLICATION
383	2 D CELL
384	3 D CELL
385	2 C CELL

HEAVY DUTY BATTERIES



PART NUMBER	VOLTS	SIZE
287	9	Trans
500	1-1/2	AA
700	1-1/2	C
1200	1-1/2	D

LANTERN BATTERY



Screw Posts

PART NUMBER	VOLTS
311	6

LANTERN BATTERY



Spring Terminals

PART NUMBER	VOLTS
600	6

PASCO

SWIVEL BASE LANTERN



**POINT
IT
ANYWHERE**

Batteries NOT included
Made in U.S.A.

PART NUMBER	SIZE	BATTERY PART NO.
325	6 V	600

LANTERN



Batteries NOT included

Part	Size	Battery Part No.
Made in U.S.A.	326	6 V
		600

RAYOVAC INDUSTRIAL FLASHLIGHTS

363



Water resistant
Non-conduction polypropylene
Shock proof
Chemical and grease proof

365w/Magnet
and # 362



Batteries NOT included
Made in U.S.A.

PART NUMBER	SIZE	BATTERIES
362	2 CELL	SIZE D
363	3 CELL	
365	2 CELL	

INDUSTRIAL FLASHLIGHTS

Economical, Yet Built To Last



367



369



370

Batteries NOT included
Made in U.S.A.

PART NUMBER	SIZE	BATTERIES
367	2 CELL	SIZE D
369		
370		

HEAVY DUTY EXTENSION CORDS



Straight caps

PART NUMBER	LENGTH	RATING	CORD TYPE
8024	25'	13-A	16/3 SJT
8025	50'	13-A	
8026	100'	10-A	
8028	50'	15-A	14/3 SJT
8029	100'	13-A	
8037	50'	15-A	12/3 SJT
8038	100'	15-A	

TROUBLE LIGHTS



Metal bulb guard
*Arctic cord

PART NUMBER	LENGTH	RATING	CORD TYPE
8072*	25'	13 A	16/3 SKEW-A BLUE
8073*	50'		
8165	25'	13 A	16/3 SJT
8166	50'		

TWIST / LOCK TYPE



Round cord
Yellow color
Rated 20 AMP

PART NUMBER	LENGTH	RATING	CORD TYPE
8082	50'	20A	12/3 ST YELLOW
8084	100'		

DISPOSER, TIMER & FURNACE CORDS ANGLE CAPS



Ends stripped 5/8"
Pigtail

PART NUMBER	LENGTH	RATING	CORD TYPE
8121	3'	13 A	16/3 SPT
8122	4'		
8123	5'		
8124	6'		
8125	8'		

ARCTIC EXTENSION CORD



Flexible to -58°F!
Meets OSHA requirements for outdoor & indoor use.
Special formulation gives these cordsets excellent
resistance to cold, heat and ozone

PART NUMBER	LENGTH	RATING	CORD TYPE
8052	50'	13 A	16/3 SJE BLUE
8053	100'		

STRAIGHT CAPS



Ends stripped 5/8"

PART NUMBER	LENGTH	RATING	CORD TYPE
8130	3'	13 A	16/3 SPT
8131	4'		
8132	5'		
8133	6'		
8134	8'		

PASCO

TWIN LEAD CONTINUITY TESTER



For testing 60-500 V

**PART
NUMBER**

310

SCREW-ON WIRE CONNECTORS



Industry Standard
Reinforced phenolic
600 V

PART NUMBER	DESCRIPTION
5070	ORANGE = SMALL Connects wire sizes #22 to #14
5074	YELLOW = MEDIUM Connects wire sizes #18 to #10



Multi - Climate VINYL ELECTRICAL TAPE



3/4" X 60 FT.

**PART
NUMBER**

1716

U-GROUND MALE PLUG



Meets OSHA requirements
15 A Rating

**PART
NUMBER**

8380

U-GROUND FEMALE PLUG



Meets OSHA requirements
15 A Rating

**PART
NUMBER**

8382

TWIST AND LOCK MALE PLUG



Meets OSHA requirements
20A Rating

**PART
NUMBER**

8420

TWIST AND LOCK FEMALE PLUG




Meets OSHA requirements
20 A Rating

**PART
NUMBER**

8421

PASCO

ADAPTERS U-GROUND 3 OUTLET



15 A rating
14/3 cord
All u-ground connection
24" length

**PART
NUMBER**
8291

U-GROUND to TWIST AND LOCK



Female twist and lock to male u-ground
15 A plug, 20 A connection
12/3 ST cord
12" length

**PART
NUMBER**
8299

TWIST AND LOCK to U-GROUND



Male twist and lock to female u-ground
15 A plug, 20 A connection
12/3 ST cord
12" length

**PART
NUMBER**
8302

TWIST AND LOCK to U-GROUND



3 Outlet
Male twist and lock to female u-ground
15 A plug, 20 A connection
12/3 ST cord
12" length

**PART
NUMBER**
8304

" Y " ADAPTER TWIST AND LOCK MALE / FEMALE



15 A rating
14/3 cord
All U-ground connection
24" length

**PART
NUMBER**
8306

" W " ADAPTER TWIST AND LOCK MALE / FEMALE



20 A rating
12/3 SJO
24" length

**PART
NUMBER**
8310

THERMOSTAT WIRE

Solid copper conductors with PVC insulation, conductors twisted
Color coded
*Jacketed

Bagged

PART NUMBER	LENGTH	WIRE TYPE
8320	25'	18/2
8321	50'	

BULK/SPOOLS

PART NUMBER	LENGTH	WIRE TYPE
8322	500'	18/2
8328*		
8324	500'	18/3
8326*	250'	18/5



2" QUICK CONNECT SHOWER DRAIN



Protected with TechCoat finish

Quick Clamping Gasket And Collar For Ceramic Tile Showers
 Cast Iron
 Clamping collar securely attaches drain to drain line
 Speeds installation
 Extra heavy (.050.) strainer

PART NUMBER	TOP FLANGE DIAMETER	BOTTOM FLANGE DIAMETER
7990	5-1/2"	7"

"QUICK TEST" SHOWER DRAIN



For Ceramic Tile Showers
 Cast iron
 Threaded for test nipple
 Extra heavy (.050) strainer

Protected with TechCoat finish

PART NUMBER	DRAIN CONNECTION
8006	2" IPS
8007	1-1/2" IPS
8008	2" CAULK
8011	2" CAULK w/Gasket
8012	2" NO-HUB

PART NUMBER	DESCRIPTION
8009	QUICK CAULK RUBBER GASKET ONLY

2" QUICK SET SHOWER DRAIN



Internal locknut & gasket

Protected with TechCoat finish

For Ceramic Tile Showers
 Internal locknut and gasket for 2" DWV
 Cast Iron
 Extra heavy (.050.) strainer

PART NUMBER	TOP FLANGE DIAMETER	BOTTOM FLANGE DIAMETER
8014	5-1/2"	5-1/2"

SHOWER & FLOOR DRAIN



Adjustable strainer
 Cast Iron
 4-3/16" Heavy chrome plated brass strainer with brass spud

PART NUMBER	DRAIN CONNECTION	TOP FLANGE DIAMETER	BOTTOM FLANGE DIAMETER
60201	2" INSIDE CAULK	5"	7"
60203	2" IPS		
60205	2" NO-HUB		
60981	4-3/16 Threaded chrome plated brass strainer only		

PASCO

CAST IRON CLOSET FLANGES

All cast iron closet flanges are protected by PASCO'S exclusive TechCoat Finish

"QUICK SET"



REGULAR STYLE

PART NUMBER	SIZE AND DEPTH
40320	3" x 2"
40420	4" x 2"
40430	4" x 3"
40440	4" x 4"

WEST COAST STYLE
HAS BUILT IN TEST CAP

PART NUMBER	SIZE AND DEPTH
296	4" X 2"
297	4" X 3"
298	4" X 4"



Push on either cast iron or plastic DWV. Stainless steel bolts and washers tighten neoprene gasket.

INSIDE CAULK



EXTRA HEAVY
5" ID NO BEAD

PART NUMBER	SIZE AND DEPTH
41410	4" X 1"
41411	4" X 1-1/2"
41420	4" X 2"
41421	4" X 2-1/2"
41430	4" X 3"
41440	4" X 4"
41460	4" X 6"

PART NUMBER	SIZE AND DEPTH
42421	4" X 2-1/2"
42440	4" X 4"
42460	4" X 6"

2" OFFSET CAULK - NO - HUB



PART NUMBER	SIZE AND DEPTH	SIZE AND DEPTH
43440	4" X 4"	Inside
43441	4" X 4"	No-Hub

3/4" OFFSET QUICK SET - INSIDE CAULK



44420-44440 Inside caulk



299 Quick Set

Offsets to front or back

PART NUMBER	SIZE AND DEPTH
299	4" X 2"
44420	4" X 2"
44440	4" X 4"

PASCO

NO-HUB CLOSET FLANGE



Use with no-hub soil pipe or regular soil pipe hubs with a neoprene type gasket

PART NUMBER	SIZE AND DEPTH
46331	3" X 3-1/2"
46431	4" X 3-1/2"

CAST IRON REDUCING INSIDE CAULK



PART NUMBER	SIZE AND DEPTH
45433	4" X 3" X 3"

4" BRASS CLOSET FLANGES



49440



49421



49443



49441

PART NUMBER	SIZE AND DEPTH	STYLE
49421	4" X 2"	1-1/2" Offset
49440	4"	14 oz.
49441	4"	1-1/8" Deep
49443	4" X 1-1/2"	3" Reducing

For use with lead bends

FULL WATERWAY AREA DRAIN



Inside caulk - heavy strainer
Protected with TechCoat finish

Complete Drain

PART NUMBER	FITS DRAIN
76002	2"
76003	3"
76004	4"

Strainer ONLY

PART NUMBER	FITS DRAIN
76092	2"
76093	3"
76094	4"

FULL WATERWAY AREA DRAIN



No-Hub Concealed cleanout
Protected with TechCoat finish

Complete Drain

PART NUMBER	FITS DRAIN
77002	2"
77003	3"
77004	4"

Strainer ONLY

PART NUMBER	FITS DRAIN
76092	2"
76093	3"
76094	4"

FLOOR DRAIN WITH "P" TRAP



No-Hub Concealed cleanout
Protected with TechCoat finish

PART NUMBER	BACK WATER DEVICE	PIPE SIZE
70001	NO	2"
70011	YES	2"

PART NUMBER	DESCRIPTION
70098	Cast iron strainer ONLY

FLOOR DRAIN WITH "P" TRAP



No-Hub Exposed cleanout
Protected with TechCoat finish

PART NUMBER	BACK WATER DEVICE	PIPE SIZE
70020	NO	2"
70021	YES	2"

PART NUMBER	DESCRIPTION
70098	Cast iron strainer ONLY

ADJUSTABLE CAST IRON TRAP STANDARD



Enamel white finish
 Chrome plated brass strainer
 Fits American Standard, Crane, Eljer,
 Kohler, and other cast iron service
 sinks

PART NUMBER	DESCRIPTION
60002	2" IPS
60003	3" IPS
60014	CP Brass strainer
60015	Base plate

CAST IRON BACKWATER VALVE



Neoprene gaskets
 Stainless steel bolts
 Protected with TechCoat Finish

PART NUMBER	DESCRIPTION
11002	2" X 2" No-Hub
11003	3" X 3" No-Hub
11004	4" X 4" No-Hub
11013	3" X 3" SV
11014	4" X 4" SV
11017	2" Flapper ONLY
11018	3" Flapper ONLY
11019	4" Flapper ONLY

PORCELAIN FLOOR SINK



12" X 12" White porcelain cast iron
 Aluminum dome strainer
 Order grates separately

PART NUMBER	DESCRIPTION
55104	3" X 4" Inside caulk
55112	2" No-Hub
55113	3" No-Hub
55114	4" No-Hub
55010	Full grate
55075	Three quarter grate
55050	Half grate
55100	Aluminum dome strainer

PHILADELPHIA-PITTSBURGH VENT BOXES



4" Inside caulk

PART NUMBER	DESCRIPTION
60001	Pittsburgh style
60095	Vent baffle ONLY

PART NUMBER	DESCRIPTION
60004	Philadelphia style
60094	Vent baffle ONLY

VENT CAP



Clamps to soil pipe spigot
Fits 3" or 4" pipe

PART NUMBER
60005

BELL TRAPS



Protected with TechCoat Finish

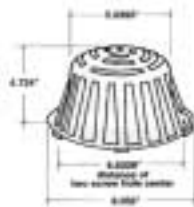
COMPLETE BELL TRAP

PART NUMBER	DESCRIPTION
76302	6" X 6" X 2" No-Hub
76303	9" X 9" X 3" No-Hub
60994	9" X 9" X 4" Pittsburgh

STRAINER ONLY

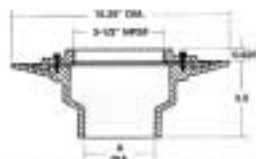
PART NUMBER	DESCRIPTION
76412	4-7/8" For 6" X 6"
76413	6-3/4" For 9" X 9"
60099	6-3/4" For Pittsburgh

CAST IRON ROOF DRAIN INSIDE CAULK - NO - HUB

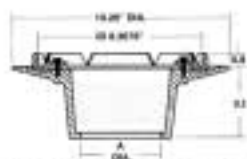


Protected with TechCoat Finish
10" Diameter flange
Aluminum dome strainer
50 Square inch dome drain area

PART NUMBER	DESCRIPTION
19003	3" Inside caulk
19004	4" Inside caulk
19005	3" No-Hub
19006	4" No-Hub



BODY WITH FLASHING



BODY WITH GRAVEL GUARD

DRAIN ACCESSORIES

PART NUMBER	DESCRIPTION
19000	Gravel guard ONLY
19001	Flashing clamp ONLY
19002	Dome strainer ONLY
19007	3" No-Hub drain body ONLY
19008	4" No-Hub drain body ONLY
19013	3" Inside caulk drain body ONLY
19014	4" Inside caulk drain body ONLY

PLAIN END CLEANOUT

For use with service weight (caulk into hub)
or no-hub (use coupling)
Supplied with brass plug



Assembled with southern code plug

Square raised head

Square countersunk

PART NUMBER	PIPE SIZE	PLUG SIZE
38002	2"	1-1/2"
38003	3"	2-1/2"
38004	4"	3"
38014	4"	3-1/2"
38005	5"	4"
38006	6"	5"

PART NUMBER	PIPE SIZE	PLUG SIZE
39002	2"	1-1/2"
39003	3"	2-1/2"
39004	4"	3"
39014	4"	3-1/2"
39005	5"	4"
39006	6"	5"

Assembled with UPC style plug

Cleanout less plug

Heavy square raised head

Slotted countersunk

PART NUMBER	PIPE SIZE
32002	2"
32003	3"
32004	4"
32014	4" x 3-1/2"
32005	5"
32006	6"

PART NUMBER	PIPE SIZE	PLUG SIZE
38102	2"	1-1/2"
38103	3"	2-1/2"
38104	4"	3"
38114	4"	3-1/2"
38105	5"	4"
38106	6"	5"

PART NUMBER	PIPE SIZE	PLUG SIZE
39102	2"	1-1/2"
39103	3"	2-1/2"
39104	4"	3"
39114	4"	3-1/2"
39105	5"	4"
39106	6"	5"

NO - HUB CLEANOUT

With or without brass plugs



Assembled with southern code plug

Square raised head

Square countersunk

PART NUMBER	PIPE SIZE	PLUG SIZE
38402	2"	1-1/2"
38403	3"	2-1/2"
38404	4"	3-1/2"

PART NUMBER	PIPE SIZE	PLUG SIZE
39402	2"	1-1/2"
39403	3"	2-1/2"
39404	4"	3-1/2"

Assembled with UPC style plug

No - Hub cleanout
less plug

Heavy square raised head

Slotted countersunk

PART NUMBER	PIPE SIZE	PLUG SIZE
32022	2"	1-1/2"
32023	3"	2-1/2"
32024	4"	3-1/2"

PART NUMBER	PIPE SIZE	PLUG SIZE
38502	2"	1-1/2"
38503	3"	2-1/2"
38504	4"	3-1/2"

PART NUMBER	PIPE SIZE	PLUG SIZE
39502	2"	1-1/2"
39503	3"	2-1/2"
39504	4"	3-1/2"

PASCO

PUSH ON CLEANOUT



Body only w/ gasket

Cut pipe to desired level, lube gasket and push on pipe, tap with lead hammer to seat, then install plug
 Supplied with brass plug
 Supplied with gasket

PART NUMBER	SIZE
36004	4" SV
36024	4" SCH 40
36006	6" SV

Assembled with southern code plug

Square raised head

Square countersunk

PART NUMBER	PIPE SIZE	PLUG SIZE
36104	4" SV	3-1/2"
36124	4" SCH 40	3-1/2"
36106	6" SV	4"

PART NUMBER	PIPE SIZE	PLUG SIZE
36114	4" SV	3-1/2"
36134	4" SCH 40	3-1/2"
36116	6" SV	4"

MULTI SEAL GASKET



Multi-seal OD and ID rings
 Natural rubber complies with ASTM C-564
 Made in U.S.A.

PART NUMBER	SIZE
95003	3" SV
95004	4" SV
95006	6" SV
95405	4" SCH 40

NO HUB COUPLINGS



PASCO No-Hub couplings utilize the unique "High Efficiency" (HE) clamp specifically developed for no-hub installations. This HE clamp offers the most band load in the industry when 60 lbs. of installation torque is applied.

AISI 301 stainless steel band and shield.
AISI 305 stainless steel screw
Gaskets conform to ASTM C564
Complies with standards:
IAMPO 35-98
CSA B70-M91
CSA B602-M90
CISPI 310-95

PART NUMBER	SIZE
PNHC-1.5	1-1/2"
PNHC-2	2"
PNHC-21.5	2" x 1-1/2"
PNHC-3	3"
PNHC-32	3" x 2"
PNHC-4	4"
PNHC-43	4" x 3"
PNHC-5	5"
PNHC-6	6"
PNHC-8	8"
PNHC-10	10"

CLEANOUT PLUG COVER PLATE

Plugs tapped with 1/4" x 20" threads

Each Set Contains:

1-Brass cleanout plug

1-Stainless steel cover plate

1-1/4" x 20 x 4" bolt

SC Square countersunk



PART NUMBER	PIPE SIZE	PLUG SIZE
1779	1-1/2"	3"
1780	2"	4"
1781	2-1/2"	4"
1782	3"	5"
1783	3-1/2"	6"
1784	4"	8"

UPC Slotted countersunk



PART NUMBER	PIPE SIZE	PLUG SIZE
1785	1-1/2"	3"
1786	2"	4"
1787	2-1/2"	4"
1788	3"	5"
1789	3-1/2"	6"
1791	4"	8"

Countersunk plugs may be ordered "not tapped through" by adding -NT to the part number

CLEANOUT COVER PLATES



Cover plate w/
1/4" x 20" x 4" bolts

PART NUMBER	PIPE SIZE
1840	3"
1841	4"
1842	5"
1843	6"
1844	7"
1845	8"

Cover plate ONLY

PART NUMBER	PIPE SIZE
1840-C	3"
1841-C	4"
1842-C	5"
1843-C	6"
1844-C	7"
1845-C	8"

Polished stainless steel
Countersunk hole will accept
both 1/4" and 5/16" bolts

22 Gauge metal

With screw for plastic clean out
plugs add -S to part number

Made in U.S.A.

Bolts ONLY

PART NUMBER	PIPE SIZE
1629	1/4" x 20" x 2-1/2"
1649	1/4" x 20" x 4"
1659	5/16" x 18" x 4"


DOMED STEEL CLEANOUT COVER PLATE

These domes cover cleanouts that protrude from the wall
Unlike plastic covers these steel plates will not
deteriorate with age

Countersunk hole will accept both 1/4" and 5/16" bolts
1-1/4" in depth


22 gauge metal

Made in U.S.A.



PART NUMBER	DIA.	FINISH	W/BOLT 1/4" X 20" X 2-1/2"
1795	4"	Primer	Yes
1796-SS	4"	Stainless	Yes
1796-SSC	4"	Steel	No
1797	6"	Primer	Yes
1798-SS	6"	Stainless	Yes
1798-SSC	6"	Steel	No

DRUM TRAP PLATE



4-1/4" Diameter with gasket
CP die cast

**PART
NUMBER**
1837

SANI-CAP

Chrome plated brass cleanout cap
Screws on to cover unsightly
cleanout nipples
Decorative chrome finish



Choose nipple which fits closest to the finished wall, leave approximately 4 threads showing. Screw on Sani-Cap for the finishing touch

PART NUMBER	PIPE SIZE
1835	1-1/2"

EUREKA CLEANOUT PLUG WRENCH



This unique tool fits either slotted or square countersunk cleanout plugs
Strong, malleable iron
Fits slotted or square

PART NUMBER
4567

SOUTHERN CODE TYPE BRASS CLEANOUT PLUGS

Countersunk plugs can be tapped with 5/16" threads upon request. Countersunk plugs may be ordered "not tapped through" by adding -NT to the part number



Raised Head

PART NUMBER	SIZE
1846	1-1/2"
1847	2"
1848	2-1/2"
1849	3"
1850	3-1/2"
1851	4"
1875	5"
1876	6"

Countersunk Square

PART NUMBER	SIZE
1852	1-1/2"
1853	2"
1854	2-1/2"
1855	3"
1856	3-1/2"
1857	4"
1878	5"
1879	6"

Countersunk Tapped

PART NUMBER	SIZE
1852-T	1-1/2"
1853-T	2"
1854-T	2-1/2"
1855-T	3"
1856-T	3-1/2"
1857-T	4"

UPC TYPE BRASS CLEANOUT PLUGS

Countersunk plugs can be tapped with 5/16" threads upon request. Countersunk plugs may be ordered "not tapped through" by adding -NT to the part number



Raised Head

PART NUMBER	SIZE
1858	1-1/2"
1859	2"
1860	2-1/2"
1861	3"
1862	3-1/2"
1863	4"
1890	5"
18906	

Countersunk Slotted

PART NUMBER	SIZE
1864	1-1/2"
1865	2"
1866	2-1/2"
1867	3"
1868	3-1/2"
1869	4"
1891	5"
18916	6"

Countersunk Tapped
1/4" x 20" threads

PART NUMBER	SIZE
1864-T	1-1/2"
1865-T	2"
1866-T	2-1/2"
1867-T	3"
1868-T	3-1/2"
1869-T	4"

PIPE PROTECTION TAPE SYSTEM

PASCO "All Weather" Pipe Protection Tape is a pure physical barrier that is moisture proof, inert and non-conducting. Whether the need is to protect overhead piping in industrial applications, exposed pipe anywhere, or direct burial piping, this tape gives a completely uniform coating all around.



Meets IAPMO® PS 37-90

PASCO's "All Weather" Pipe Protection Tape is a tough PVC plastic tape with special high tack adhesives formulated to resist corrosion. PASCO tape is easy to apply by hand with no special tools or equipment.

PASCO's Pipe Protection Tape provides positive protection against abrasion and corrosive action for steel pipe, fittings and electrical conduit systems.

Uses:

Corrosion protection for metal piping systems above and below ground.

Corrosion protection for fittings and joints on mill coated pipe.

Corrosion protection of electrical conduit and fittings.

Features:

Resists corrosive action by salt water, soil acids, alkalis and salts.

Prevents dielectric corrosion between buried steel pipe and soil minerals.

Resists the effects of outdoor weathering and sunlight exposure.

High abrasion resistance.

Highly conformable over a wide temperature range.

Excellent insulating properties.

Resists commonly encountered chemicals and chemical vapors.

Protects against fungus and bacteria.

Standard widths.



BLACK PIPE WRAP TAPE PRINTED

PART NUMBER	WIDTH	MIL	LENGTH	ROLLS PER CASE
9051	1"	10	100'	48
9052	2"	10	100'	24
9054	4"	10	100'	12
9061	1"	20	100'	48
9062	2"	20	100'	24
9064	4"	20	100'	12

To order by individual rolls, add -R to the part number. PASCO can also cut tape in any width. Contact us with your requirements.

PASCO PIPE PRIMER



Pint and quart sizes with dauber.

PASCO Pipe Primer is a quick drying rubber base primer that permeates pits and irregularities on the pipe surface and prepares the metal for tape application.

PASCO Pipe Primer is made to be compatible with the adhesives on PASCO Pipe Protection Tape.

PASCO Pipe Primer is easily brushed on the pipe and fittings. The application of the primer enhances the surface preparation and adds strength adhesion at low cost.

IMPORTANT:
Always use PASCO Pipe Primer on ALL Pipe-wrapping Jobs!

* Approximate: Depends on surface condition of the pipe

PART NUMBER	WIDTH	COVERAGE IN SQUARE FEET*
9043	Pint	65
9046	Quart	125

PIPE TAPE COVERAGE CHART

1 Square = 100 Square feet of tape
 1" Width = 12 Rolls per square
 2" Width = 6 Rolls per square
 4" Width = 3 Rolls per square

Pipe Diameter		TAPE WIDTH	MIN. TAPE OVERLAP	MIN. OVERLAP	HALF LAPPED	NUMBER OF SQUARE FEET PER 100 LINEAL FEET OF PIPE
ID	OD					
1/2"	.84"	1"	1/4"	.294	.44	22.0
3/4"	1.05"	1"	1/4"	.367	.55	27.5
3/4"	1.05"	2"	3/8"	.338	.55	27.5
1"	1.32"	1"	1/4"	.461	.691	34.6
1"	1.32"	2"	3/8"	.425	.691	34.6
1"	1.32"	4"	1/2"	.395	.691	34.6
1-1/4"	1.66"	2"	3/8"	.535	.869	43.5
1-1/4"	1.66"	4"	1/2"	.497	.869	43.5
1-1/2"	1.90"	2"	3/8"	.612	.995	49.7
1-1/2"	1.90"	4"	1/2"	.568	.995	49.7
2"	2.38"	2"	3/8"	.767	1.246	62.3
2"	2.38"	4"	1/2"	.712	1.246	62.3
2-1/2"	2.88"	2"	3/8"	.928	1.508	75.4
2-1/2"	2.88"	4"	1/2"	.862	1.508	75.4
3"	3.50"	2"	3/8"	1.128	1.833	91.6
3"	3.50"	4"	1/2"	1.047	1.833	91.6
3-1/2"	4.00"	2"	3/8"	1.289	2.094	104.7
3-1/2"	4.00"	4"	1/2"	1.197	2.094	104.7
4"	4.50"	2"	3/8"	1.450	2.356	117.8
4"	4.50"	4"	1/2"	1.346	2.356	117.8
4-1/2"	5.00"	4"	1/2"	1.496	2.618	130.9
5"	5.75"	4"	1/2"	1.667	2.916	145.8
6"	6.63"	4"	1/2"	1.984	3.471	173.6
6"	6.63"	6"	1/2"	1.894	3.471	173.6
7"	7.63"	4"	1/2"	2.283	3.995	199.7
7"	7.63"	6"	1/2"	2.179	3.995	199.7
8"	8.63"	4"	1/2"	2.582	4.519	255.9
8"	8.63"	6"	1/2"	2.465	4.519	255.9

APPLICATION DIRECTIONS

- Surfaces to be wrapped must be clean and dry. Any oil or grease must be removed.
- Any burrs or sharp edges must be removed or smoothed.
- Before tape application, all bare pipe and fittings to be wrapped must be coated with PASCO PIPE PRIMER.
- Weld beads shall be covered with one wrap or layer of tape prior to spiral wrapping.
- Tape shall be spirally wrapped the length of the pipe using one half lap for double thickness or 1/2" overlap, depending on the individual installation.
- When pipe is mill coated, tape must be used on the fittings and joints. To wrap a joint, first coat joint with primer. Joint shall be wrapped with tape spirally beginning on the mill coating 3" from joint. Cover joint and end tape on mill coating 3" past joint.

PIPE THREAD SEAL TAPE - PTFE



Seals and makes joints leaktight regardless of pipe material or fluid. Just a quick wind around male joint. This pure PTFE tape resists temperatures from -450° to +500° F. Ideal for steam lines, heating, cooling and cryogenic systems, oil refinery pipes, aircraft fittings and missile systems. Averages less than a cent per application, eliminates liquids, pastes and brushes.

THE VERSATILE SEALANT

PASCO PTFE tape will seal all threaded joints-any material: copper, brass, cast iron, aluminum, monel, stainless steel, plastic, synthetic rubber, glass, or ceramic. In addition to resisting high and low temperatures, it can be used for high pressure or vacuum-liquid or gas.

KEEPS THREADS INTACT

Self lubricating PASCO PTFE tape makes assembly or disassembly easy. Eliminates the need for over tightening. Prevents galling, seizing and cross threading.

MINIMUM MAINTENANCE

PTFE tape remains impervious to the most corrosive fluids for the life of the joint. Won't dry out, crack, melt, or dissolve. Stands up to maximum pressures and vibration.

MEETS MIL SPEC T-27730A

WIDTH	260"	520"	600"	1296"
1/2"	9010-100	9014-100	9016-100	9018-50
3/4"	9020-70	9024-70	--	--
1"	9030-50	9034-50	--	--

YELLOW GAS LINE THREAD SEAL TAPE - PTFE



Specifically designed to seal threads in natural gas, propane, butane, kerosene and petroleum oil lines.

MEETS MIL SPEC T-27730A

For use on threads NOT exceeding 1-1/2"

PART NUMBER	WIDTH X LENGTH
9000-100	1/2" X 260'



Works on dirty, wet, oily, surfaces. No special surface preparation required. Stops leaks in copper, PVC, galvanized ABS, brass and CPVC pipe.
 Works under water
 Self-bonding
 No messy epoxy
 UL listed
 Suitable for voltage to 600V

IMPORTANT NOTICE
 Rapid Seal **MUST NOT** be used to seal items that will come in contact or be exposed to gasoline, hexane or toluene.

Works @ temperatures of -27° to 212°
Holds up to 100 PSI
Convenient size 1" x 16'

PART NUMBER
59054

CLOTH AND ALUMINUM FOIL DUCT TAPE



Prevents heating and cooling losses
 Blocks odors and moisture
 4 Mil
 24 Rolls per case

PART NUMBER	WIDTH AND LENGTH	MATERIAL
9119	2" x 60 Yard	Cloth
9123	2" x 50 Yard	Foil

Add a -R to any part number to order by the roll.

PASCO

GEL GLOSS



GEL-GLOSS is the #1 cleaner/polish for acrylic, fiberglass, stainless steel, porcelain, marble sinks, lavatories, tubs, spas, and countertops
Made in U.S.A.

PART NUMBER	GEL GLOSS PART NUMBER	SIZE
3130	GG-1	16 oz. Liquid
3131	GG-12	16 oz. Aerosol

POLYURETHANE EXPANDING FOAM



Insulates to an R value of 5
UL classified
Easy to use, multi-purpose urethane foam
Unlike ordinary sealants, it expands three times its original volume
Adheres to all building materials except Teflon, silicone and polyethylene
Seals by expanding into gaps, cracks and crevices

PART NUMBER	SIZE
12333	12 oz.
24333	24 oz.

PASCO

PLUMBERS SILICONE SEALANT



100 % Silicone
 Resistant to mold & mildew
 Excellent adhesion
 Forms a waterproof seal
 Permanently flexible
 Resistant to household cleaning chemicals
 Will not yellow or discolor
 Fast cure

PART NUMBER	SIZE	COLOR
1708	3 oz Tube	White
1710	3 oz Tube	Clear
1712	10 oz Cartridge	White
1713	10 oz Cartridge	Clear

PLUMBERS PAINTABLE SILICONE SEALANT



Formulated with water-based silicone technology.

100 % Silicone
 Easy to clean up with water
 Outlasts any other type of sealant, including acrylics
 Will not crack or pull away
 Permanently flexible
 Resists mildew, stains & color changes
 Applies smoothly in an easy to control bead

PART NUMBER	SIZE	COLOR
1715	10 oz Cartridge	White

BUTYL RUBBER CAULK



Excellent for sealing between shower pan liner and shower drains
 Can be used anywhere an economical, weather resistant, long life sealant is required

PART NUMBER	SIZE
1709	10 oz Cartridge

PLUMBERS GOOP



PLUMBERS GOOP SEALS:
 Dry porcelain
 Urinal spud washers
 Tank-to-bolts
 Drain gaskets
 Ceramic tile
 Bath overflow washers
 Gaps around exposed hose bibbs

PART NUMBER	SIZE
1711	3.7 oz. TUBE

PASCO

LAZY HAND WATER TEST GAUGE

Regular pressure hand (shown at zero pushes LAZY hand (shown at 240 lbs.) to peak operating or surge pressure point where it remains until you manually reset it.

Excellent to determine if P/T valve is leaking from failure or if leaking is caused by surge or excessive pressures (gauge attached to boiler drain overnight) LAZY hand operates over entire gauge range.



3/4" FHT brass swivel connection

PART NUMBER	PSI
1423	0-160#
1428	0-300#

WATER TEST GAUGE ASSEMBLIES

3/4" FHT brass swivel connection



PART NUMBER	PSI	GAUGE SIZE
1431	0-160 #	2"
1432	0-300 #	
1440	0-160 #	2-1/2"
1430	0-300 #	

CONNECTION ONLY

PART NUMBER	DESCRIPTION
1402	3/4" FHT X 1/4" FPT Swivel connection

AIR TEST GAUGE ASSEMBLIES



All parts precision made and assembled with sealant
3/4" FPT
2" Gauge
* Ashcroft

PART NUMBER	PSI	INCREMENTS
1427	0-30 #	1/2#
1427-A*		
1420	0-60#	1#
1420-A*		
1421	0-100#	2#
1421-A*		

1/10 PSI AIR TEST GAUGE ASSEMBLY



15 # gauge scaled in 1/10# increments
Complies with Section 319.0 of Uniform Plumbing Code
All parts precision made and assembled with sealant
3/4" FPT
2" Gauge

PART NUMBER	PSI	INCREMENTS
1726-10G	0-15#	1/10#

AIR TEST GAUGE ASSEMBLIES



3/4" or 1" FPT
All parts precision made and assembled with sealant
2" Gauge
Bell reducer type
* Add -B for bottom mount

PART NUMBER	PSI	FPT SIZE
1410	1/10-15#	3/4"
1411*	0-30#	
1412*	0-60#	
1413	0-100#	
1414	0-30#	1"
1415	0-60#	
1416	0-100#	
1419	1/10-15#	

SEPARATE AIR TEST GAUGE COMPONENTS

PART NUMBER	DESCRIPTION
1404	Air test gauge body ONLY
1405	Air test gauge body with air valve
1406-10	Air valve with cap ONLY
1417	3/4" Bell reducer with air valve
1418	1" Bell reducer with air valve

For individual pressure gauges see the next page

PRESSURE GAUGES

General purpose utility gauges ASME grade B 3-2-3%

Quality & Economy

Typical Applications

Air conditioning systems Heating systems Hydraulic systems

Sprinkler and irrigation Pressure regulators

Water pumps Air line testing

All gauges to be installed in accordance with ASME B40.1. All gauges are precision instruments and must be handled with care. A failure resulting in injury damage may be caused by pressure beyond top of scale, excessive vibration or pulsation excessive temperature, corrosion of the pressure containing parts or other misuse. **DO NOT USE ON OXYGEN SERVICE**

5 PSI LOW PRESSURE TEST GAUGE



Detects pressure in fractions of ounces
2-1/2" diameter
1/4" MPT brass connection
Extremely accurate

PART NUMBER
1736

ASHCROFT PRESSURE GAUGES



Plastic face
1/4" MPT brass connection
* 2" Gauge is divided into 1# increments
Made in U.S.A.

PASCO PRESSURE GAUGES



Steel case
1/4" MPT brass connection
Plastic face
* 2" Gauge is divided into 1# increments

PSI	GAUGE DESCRIPTION			
	2"	2-1/2"	3-1/2"	4-1/2"
15#	1726-10	--	--	--
30#	1727	1739	1751	--
60#	1728*	1740	1752	1764
100#	1729	1741	1753	1765
160#	1730	1742	1754	1766
200#	1731	1743	1755	1767
300#	--	1744	1756	1768
400#	--	--	1757	1769
600#	--	--	1758	--

PSI	GAUGE DESCRIPTION			
	2"	2-1/2"	3-1/2"	4-1/2"
15#	1726A	1738A	--	--
30#	1727A	1739A	1751A	--
60#	1728A*	1740A	1752A	1764A
60#	1728BM	1/4" BACKMOUNT		
100#	1729A	1741A	1753A	1765A
160#	1730A	1742A	1754A	1766A
200#	1731A	1743A	1755A	1767A
300#	1732A	1744A	1756A	1768A

LIQUID FILLED PRESSURE GAUGES



For use where gauge is exposed to corrosion, vibration and pulsation.
Stainless steel case

1/4" MPT

PART NUMBER	PSI
1772	0-30#
1773	0-60#
1774	0-100#
1776	0-200#
1777	0-300#

PASCO

COMPOUND & VACUUM GAUGES



2-1/2" diameter
1/4" MPT brass connection
Steel case

PART NUMBER	DRAIN CONNECTION
1422	30" Vacuum
1462-A	30" Vacuum - 30 PSI
1463-A	30" Vacuum - 60 PSI
1464-A	30" Vacuum - 150 PSI
1465-A	30" Vacuum - 300 PSI

FIRE PROTECTION SPRINKLER GAUGE

3-1/2" diameter
1/4" MPT brass connection
FM approved
UL listed



PART NUMBER	SYSTEM	PSI
1761-A	Wet	0-300#

PIGTAIL SIPHONS



1/4" IPS
Complies with ASTM B-53
600 PSI-750°F

PART NUMBER	MPT MATERIAL	STYLE
1459-B	Brass	Straight
1459	Steel	
1460-B	Brass	Angle
1460	Steel	

HOT WATER THERMOMETERS



Dual Scale:
40° - 280°F
0° - 130°C
1/2" MPT connection
1442-1444 7" overall length
1443-1445 10-1/2" overall length

PART NUMBER	MPT MATERIAL	STYLE
1442	Steel	Angle
1444	Brass	
1443	Steel	Straight
1445	Brass	

PRESSURE GAUGE SNUBBER

Pulsation damper



Protects air pressure gauges from sudden pressure surges

Brass
1/4" MPT x 1/4" FPT

PART NUMBER
1469

PASCO

BOILER GAUGES PRESSURE/TEMPERATURE

Specially constructed for use on hot water heater boilers, these combination gauges give accurate indication of temperature and pressure. Gauges are designed to withstand the conditions normally encountered on domestic heating systems.



Dual scale:
 40° - 260° F
 20° - 120° C
 3-1/2" diameter
 1/2" MPT brass connection
 Steel case
 Glass face



Dual scale:
 60° - 320° F
 16° - 160° C
 2-3/4" diameter
 1/4" MPT brass connection
 Center backmount
 Polycarbonate face

Back mount ONLY

PART NUMBER	PSI	TEMP	CONNECTION AND ELEMENT LENGTH
1451	0-50#	60°-260°	2-3/4" Bottom mount
1452	0-05#	60°-260°	2-3/4" Back mount

PART NUMBER	PSI	TEMP	CONNECTION AND ELEMENT LENGTH
1435	0-75#	60°-320°	2-1/2"
1437	0-75#	60°-320°	3-1/2"


DIAL TYPE THERMOMETERS

Economical - Backmount

Dual Scale:
 40°-250°F, 0,-120°C,
 Accuracy to 1°
 5°Increments
 2-1/2" Face
 Brass wells
 Choice of adapters
 Thermometer can be removed from adapter for easy installation



PART NUMBER	CONNECTION
1449	1/2" MPT
1449-C	Well ONLY



PART NUMBER	CONNECTION
1450	3/4" CWT Solder
1450-W	Well ONLY

Thermometers supplied complete with connection

DIAL TYPE THERMOMETERS

Superior quality

Back or bottom mount
 Dual scale:
 32°-250°F, 0°-120°C
 3-1/2" diameter
 1/2" MPT brass connection
 2-1/2" brass element (beyond MPT)
 Corrosion resistant steel case



PART NUMBER	CONNECTION
1455	1/2" MPT CBM
1457	1/2" MPT Bottom

The following information has been gathered from various sources, including AMETEK's Pressure Gauge Handbook and ANSI B-40. The descriptions and topics mentioned cover the particular gauges that are found in *PASCO's* catalog.

Commercial Gauges:

Gauges found on much of the equipment used in manufacturing plants, stores, garages, etc. are classified as commercial gauges or general purpose gauges. Typical equipment uses include refrigeration units, pumps, compressors and fire extinguishers. In such applications, although the gauges may be ruggedly built, service conditions are not expected to be severe. These gauges are of Grade B accuracy and could have metal or plastic cases and glass or plastic faces.

Commercial gauges are low in cost and designed without refinements to simplify maintenance or repair due to the fact that it is less expensive to replace them than to repair them.

Grade B Gauges

GRADE B Gauges are used in the above mentioned general purpose applications. These gauges are often referred to as 3-2-3 gauges. The reason is that they have a an accuracy of 2% of span over the middle half of the scale and 3% of span over the first and last quarters of the scale. Grade B gauges are not high accuracy gauges, but suitable for commercial installations.

Gauge Take Up

The average user believes that if the gauge pointer is not on zero, then the gauge must be faulty and will refuse to accept the gauge or try to reset the pointer, damaging the gauge. As shown above, a GRADE B gauge pointer could not be at zero and still be within spec because of the 3% accuracy at either end of the scale. A GRADE B gauge will begin more accurate measurement once the pointer goes past the first 3 graduations of the scale.

Frequency Of Graduations

The frequency of the graduation on a gauge should bear a relationship to the grade of accuracy. For example, it is somewhat misleading to divide the gauge into 100 increments if the gauge is made to GRADE B accuracy.

Pulsation Damper

Push checks or throttle plugs are the least expensive pulsation dampers. These checks are usually made from the same material as the pressure port of the gauge and they are easily installed by pushing into the gauge stem. The small hole in the check helps alleviate pressure surges or spikes which may cause gauge failure. In the event of gauge failure, due to fatigue or corrosion, the check may also limit the flow of pressure medium if the gauge develops a leak. The small diameter hole in the check may become clogged with debris preventing gauge operation. The gauge should be checked from time to time and this hole kept free of debris.

Gauge Valves or Cocks

Gauge valves or cocks are installed in the pipeline leading to the gauge. The valve provides a means of shutoff so that the gauge can be removed from the line without loss of pressure. The valve also allows the gauge to be completely closed off from the pressure source except when it is necessary to take a reading. Clogging of the gauge stem is minimized and the gauge will also be isolated from pressure surges or spikes. This arrangement will nearly prevent early or unexpected gauge failure and greatly extend the life of the gauge.

Siphons

The purpose of the siphon is to provide a head exchanger where steam in the line can be condensed and the resulting condensate cooled prior to entering the pressure gauge. This prevents the melting of the soft soldered joints of the gauge which could cause gauge failure. A pigtail siphon is a coiled tube. This coil provides a large cooling surface and the trap created prevents the condensate from draining away. Incoming vapor must pass through this liquid seal and is cooled. This type of siphon is often referred to as a trap.

Installation

In all installations, ANSI B40. must be strictly followed. Always use the wrench flat on the gauge stem to tighten the gauge into the fitting. Never APPLY TORQUE TO THE GAUGE CASE. It is suggestion that a joint compound instead of thread sealing tape be used. Tape sheds can get into the pressure gauge port of the gauge causing blockage.

PASCO

New products
Coming fall of 2003

**HEATING
SPECIALTIES
“G”**

PASCO

“SURE TEST”



“Grip - Rib”* design acts as a suction cup.
Hard rubber ends are molded inside the plug, without seams, to prevent stem and end blow-off.
All brass tire stem valves are uniquely molded in the plug end. This design prevents the stem from being pulled off.
Durable chain eye is molded as part of the plug.
Pull chain is strong, steel sash.
Inflation and back pressure information is permanently molded in plug.
Each PASCO “Sure Test” inflatable test plug has the patented “Grip-Rib” design. As the plug is inflated inside the pipe, the “Grip - Rib”* acts as a suction cup to insure a positive seal.

Made in U.S.A.
U.S. Patent 4,964,439
*Patent and “Grip - Rib” design
owned by LANSAS PRODUCTS

PASCO
SMART PLUMBING
STARTS HERE!

PASCO

Short Pattern "Sure Test" Plug



Maximum Back Pressure
 Air: 10 PSIG
 Water: 30FT. Hd.
Not sold with inflation hose

PART NUMBER	IPS SIZE	MAX DIAMETER	MAX INFLATION
4730	1-1/4" - 1-1/2"	1-3/4"	30 PSI
4731	2"	2-1/4"	
4732	3"	3-1/4"	
4733	4"	4-1/4"	
4734	6"	6-1/4"	
4735	8"	8-1/4"	25 PSI
4736	10"	10-1/4"	
4737	12"	12-1/4"	

Long Pattern "Sure Test" Plug



Maximum Back Pressure
 Air: 10 PSIG
 Water: 30FT. Hd.
Sold with 2 ft. extension hose

PART NUMBER	IPS SIZE	MAX DIAMETER	MAX INFLATION
4743	2"	2-1/4"	30 PSI
4744	3"	3-1/4"	
4745	4"	4-1/4"	
4746	4" - 6"	6-1/4"	

Extension Hoses



Tire pump connections
 1/4" Male x 1/4" Female swivel
 Note: Any length hose can be

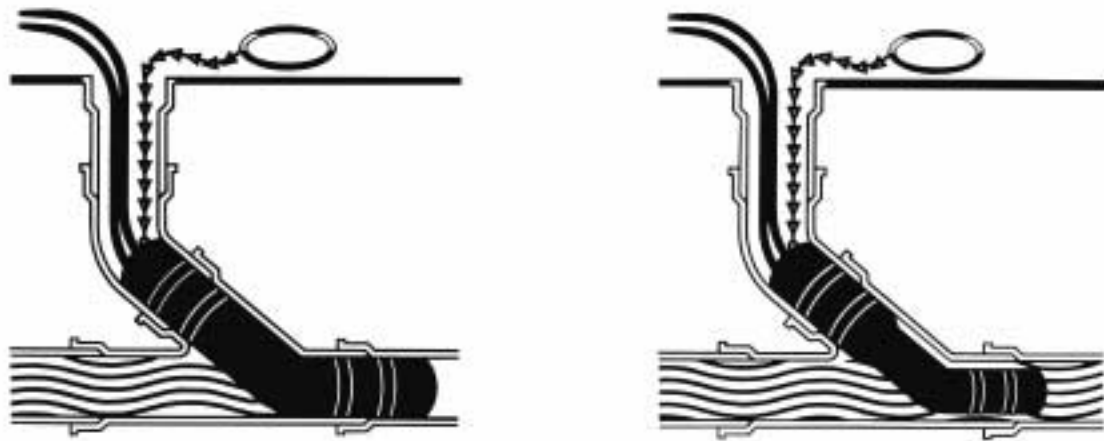
PART NUMBER	LENGTH
4759-2	2 ft.
4759-3	3 ft.
4759-4	4 ft.
4759-5	5 ft.
4759-6	6 ft.

PASCO

Long Pattern Dual Stage "Sure Test" Plug



Maximum Back Pressure
 Air: 10 PSIG
 Water: 30FT. Hd.
Two-2Ft. hoses are molded as part of the plug. Additional hose lengths may be required.



This 2-hose plug has twin chamber construction which allows the nose of the plug to be inflated or deflated separately from the back of the plug. This dual stage, 2 hose inflation deflation plug protects the contractor from test water overflow.

PART NUMBER	IPS SIZE	MAX DIAMETER	MAX INFLATION
4739	2" - 3"	3-1/4"	30 PSI
4740	3" - 4"	4-1/4"	

PASCO

TEST AND CLEAN OUT CAPS

Fits plastic and hubless cast iron DWV
 Made from the highest quality natural rubber
 U.S.A. made stainless steel clamp
 Built in cross rib for extra strength
 Inside knurling grips pipe



PART NUMBER	SIZE
4417	1-1/2"
4418	2"
4419	3"
4422	4"
4840	5"
4841	6"

SINGLE TEST PLUG



COMPLETE TEST PLUG	REPLACEMENT RUBBER ONLY	SIZE
4600	4610	1-1/2"
4601	4611	2"
4602	4612	3"
4603	4613	4"
4604	4614	5"
4605	4615	6"
4606	4616	8"
4607	4617	10"
4608	4618	12"

ECONO TEST PLUG



Designed with a rubber flange that grips the end of the pipe preventing slippage. 3" and 4" test plugs supplied with a superfly wingnut.
 For plastic, cast iron DWV
 Made in U.S.A.

PART NUMBER	SIZE
4801	1"
4802	1-1/4"
4803	1-1/2"
4804	2"
4806	3"
4808	4"

KNOCKOUT TEST CAPS



Solvent weld to ABS or PVC DWV
 Fits both plastic SCH 40 as well as foam core DWV
 Made in the U.S.A.

PART NUMBER	SIZE
4842	1-1/2"
4843	2"
4844	3"
4845	4"

TIRE PUMPS



1426-H Replacement hose for 1426 & 4598

PART NUMBER	QUALITY
1426	Good
4598	Better
1429	Best with 150 PSI gauge

PASCO

PASCO Red Vinyl Shower Pan Liner 40 Mil



IAPMO Listed

PART NUMBER	WIDTH	LENGTH
3045	48"	80 Ft.
3047	60"	
3049	72"	

PASCO Black Vinyl Shower Pan Liner 30 Mil



IAPMO Listed

PART NUMBER	WIDTH	LENGTH
3016	48"	80 Ft.
3018	60"	
3020	72"	

PRE-FAB CORNERS

3000



Flush Dam Corner*
Use where a flat wall or stall backing board meets a dam at a 90° angle.

3002



Return Dam Corner*
Use where wrap-around protection is necessary.

3003



Top Dam Corner
Use where a wide 90° top corner of a two dam stall or roman tub meet.

3005



Inside Corner
For deep tubs. Prevents folded pan buildup in corners.

VINYL SHOWER PAN CEMENT



Pint size only

PART NUMBER
3008

* Sold as one piece. Cut in half to use.

PART NUMBER	DESCRIPTION
3000	Flush Corner
3002	Return Corner
3003	Top Corner
3005	Inside Corner

History

In 1966, PASCO Specialty & Mfg., Inc. became the pioneer in the application of vinyl shower pan liner under a full mortar bed tile installation as a waterproofing alternative to the expensive and often unreliable hot mop, copper or lead sheets and composite methods. Since that date, PASCO Vinyl Shower Pan Liner has waterproofed over 3,000,000 ceramic tile shower stalls, gang showers, steam rooms and roman tubs.

Product Information

PASCO Vinyl Shower Pan Liner:

1. Meets or exceeds the specifications of ASTM D-4551, which specifically covers vinyl shower pan liner.
2. Is manufactured from 100% Virgin Poly Vinyl Chloride Resin.
3. Treated with biocides which prevent the growth of mold, mildew or fungus.
4. Is unaffected by concrete or cement.
5. The product maintains its integrity when installed in a damp, moist environment (the typical shower pan) away from the effects of sunlight and ozone. Under no circumstances should PASCO Vinyl Shower Pan Liner be used where there is direct exposure to the elements. Contact PASCO with specific requirements.

2 Different Thicknesses

Due to the multitude of plumbing code bodies and plumbing inspection jurisdictions, various thickness have been approved. PASCO offers the installer a choice of two thicknesses. Please check with local plumbing inspection department to be sure which thickness is approved. Regardless of the thickness, all PASCO Vinyl Shower Pan Liner is manufactured to the same exacting specifications.

Pre Fab Corners

PASCO is the only company that offers 4 styles of prefabricated shower stall corners (installation standard IS 4-82 of The Uniform Plumbing Code requires the use of shower stall corners in shower pan installations). Folding PASCO Vinyl Shower Pan Liner at the corner of the dam and wall can sometimes present problems. These prefabricated corners allow the installer to properly seal those areas where bare wood may be exposed to moisture damage. Although each corner is designed for a specific application, the versatility and large size allows the installer to make a waterproof seal in virtually any corner.

PASCO

Markings

PASCO Vinyl Shower Pan Liner is clearly marked with *PASCO's* company name, address, ASTM D-4551, appropriate listing logos, thickness and width.

Typical Applications

Shower pans, gang shower pans, steam rooms, fountains, ornamental or reflecting pools. Any application of a full mortar bed (defined as any area requiring a minimum of 1" of mortar) and ceramic tile which requires a waterproof underlayment.

Installation

PASCO Vinyl Shower Pan Liner is relatively easy to install with no special training or tools required. However, the installer must be familiar with the step by step instructions contained in this brochure. Installation of *PASCO Vinyl Shower Pan Liner* must be made in accordance with local plumbing codes. For technical, specification or installation assistance please contact *PASCO*.

Approvals and Listings

PASCO Vinyl Shower Pan Liner was first approved by the city of Portland, Oregon in 1966. The following are specific listings or approvals.

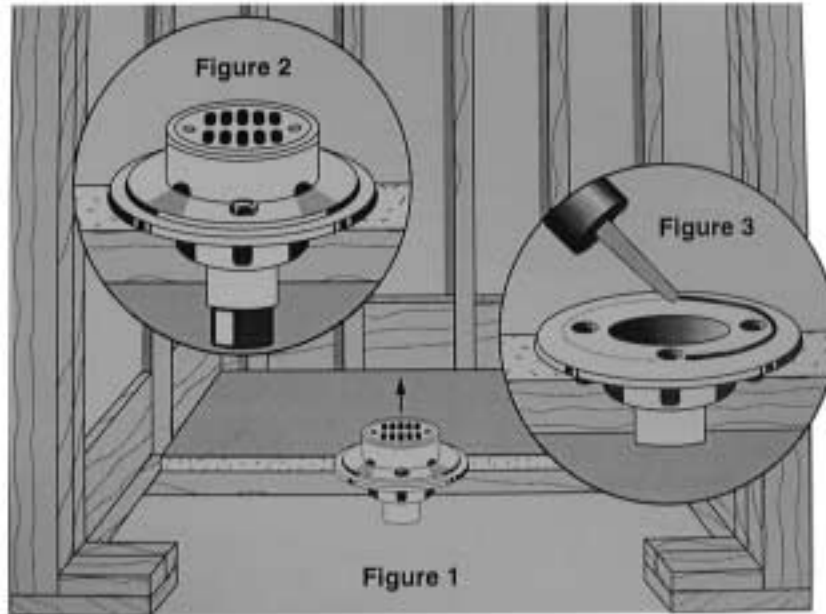
- 30 MIL and 40 MIL - IAPMO File 2308
- 40 MIL complies with Section 502.7 of the Standard Plumbing Code
- City of Los Angeles - RR 4703

Industry Affiliations



PASCO

PASCO Vinyl Shower Pan Liner is installed after the carpenters have finished the rough shower stall and dam. To provide support for the shower pan material, blocking of 2" x 10"s must be placed between the lower end of the studs, forming the shower stall. The outer face of the blocking must be flush with the studs, forming the shower stall. The outer face of the blocking must be flush with the studs. **PASCO Vinyl Shower Pan Liner** works with a clamping flange-type drain made of either cast iron or plastic. The lower flange of the drain must be braced or resting on firm material to prevent any upward or downward movement.



1. Sloping Shower Stall Subfloor

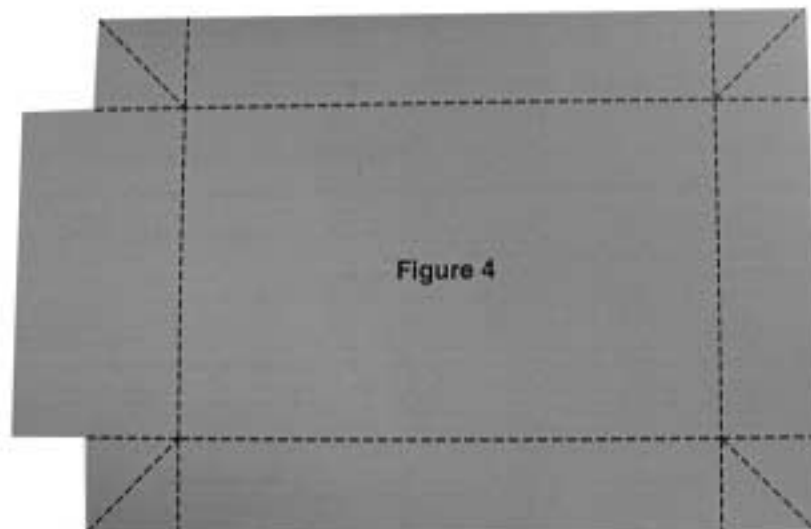
To prevent puddling of moisture and to provide a smooth base for the shower pan material, a shower stall subfloor must be installed with a slope toward the drain of a 1/4" fall per foot. **Figure 1:** Construct the sloped subfloor using a mortar mixture of 1 part portland cement to 4 parts sand. Staple a layer of 15 lb. roofing felt to the subfloor of the shower stall. Cover the felt with the mortar mixture and trowel toward the drain. Be sure the drain is placed so that the top half edge of the drain flange is level with the top of the sloped subfloor. **Figure 2:** Allow the sloped subfloor to dry before proceeding with the installation of the shower pan liner. Be sure the sloped subfloor is dry and free of any debris such as nails, staples, etc. **PASCO Vinyl Shower Pan Liner** can be applied directly to the sloped subfloor surface.

2. Lining the Stall with the Vinyl Shower Pan Liner

Remove the top half of the shower drain. To insure a waterproof seal between the lower drain flange and the pan material, apply a small ring of butyl rubber caulking on top of the lower drain flange. The ring of caulking must be on the outer perimeter of the drain bolt holes, **Figure 3**. Do not plug the bolt holes or weep holes with caulk. **IMPORTANT**-Do not use roofing mastic as a sealer around the drain. Measure the width and length of the stall area allowing 10 inches for each wall and about 16 inches for the dam. The dam must be covered by the liner on the inside face, top and outside face. After determining the amount of material needed, use a soft crayon or felt tip marker to draw a layout of the pan on the material,

Figure 4: Cut the material with a utility knife and straight edge. Fold the pan material along the layout lines and place it in the shower stall. After the material is positioned in the stall, it can be either stapled or tacked into place. Never staple lower than three inches above the level of the dam. Place the first staple in the pan material to the backing board beginning in the middle of the back of the stall. Proceed to staple the material to the backing board at 2" intervals, working towards either corner of the stall.*

*NOTE: Where metal studs are used and no back-up material is provided, see Gang Shower Installation Instructions.

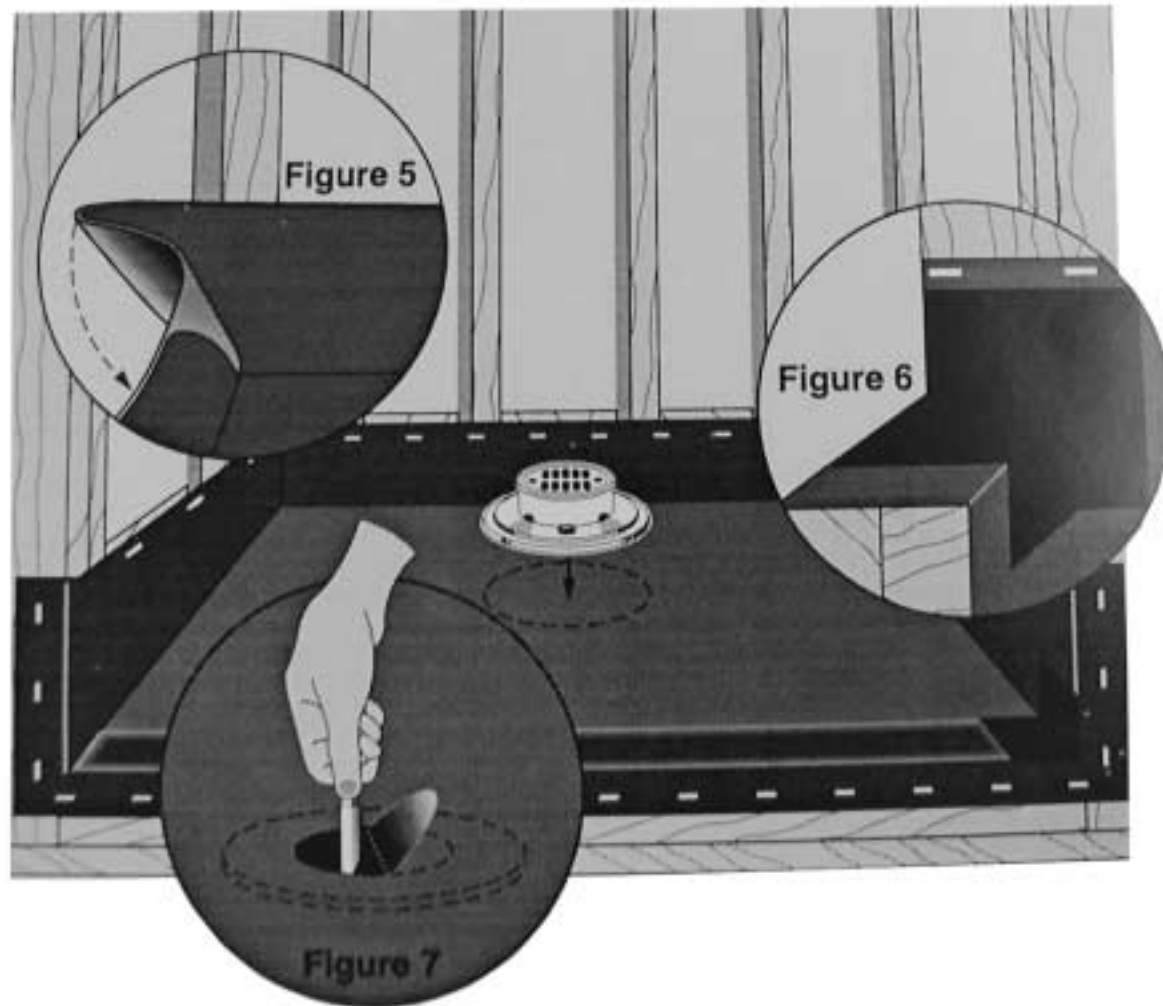


PASCO

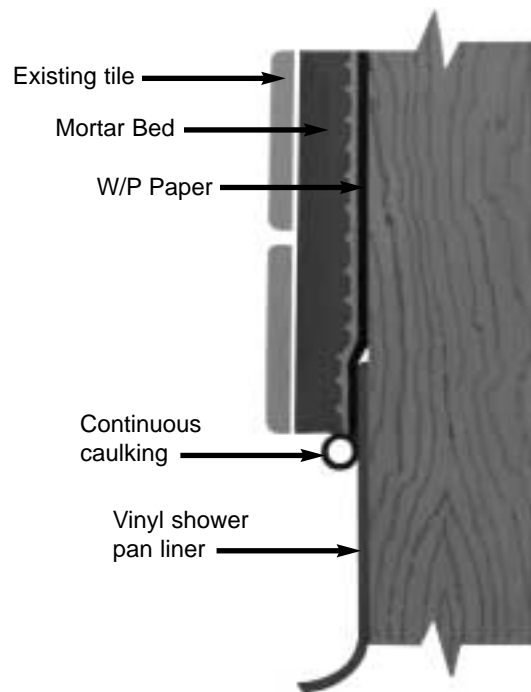
Make corner folds as indicated in Figure 5 and staple. Continue stapling the material, working towards the shower stall front. Try to keep the material as even and free of wrinkles as possible. Fold corners at the dam and fasten securely. The folds at the dam are somewhat tricky. Try to make the fold as smooth as possible. If it becomes necessary to make a slit in the material at the dam corners, we recommend that you use *PASCO Pre-Fab Corners* to protect against leakage (see page I-1). After securely fastening the material on the outside of the dam (do not staple the material on top of the dam), cement the *PASCO Pre-Fab Corners* in place using *PASCO Vinyl Shower Pan Liner Solvent Cement*, Figure 6. The top half of the shower drain can now be bolted into place. Cut the material covering the drain opening, Figure 7. Do not make the cut larger than the drain opening. Locate the bolt holes, make small slits and bolt the drain halves firmly in place. To properly tighten, some drain styles may require a gasket of extra pan material. Simply cut this gasket from a piece of scrap material and cement it into place over the drain half.

3. Test for Water Tightness

Test the shower pan for water tightness by plugging the drain with the appropriate size test plug or nipple when using *PASCO's Quick Test Shower Drains*. The test plug or nipple must be placed in the drain below the level of the weep holes. Fill the shower stall to the top of the dam for a period of time sufficient to establish its water tightness. Local codes require certain time limits for this test. Remove the test plug or nipple and the water will drain through the weep holes of the drain. Cover the weep holes with small bits of gravel or broken tile to prevent them from becoming plugged when the mortar is poured. The shower pan installation is now complete and ready for the tile mortar base and waterproof wall material. Wrinkles in the material will flatten when the mortar is poured. If for some reason the mortar is not poured immediately after the pan has been installed, cover the pan areas with cardboard to protect it from damage. Remove the cardboard before pouring the mortar.



PASCO



4. Replacing an Existing Leaking Shower Pan

An existing leaking shower pan can be replaced using the following method.

Remove the tile floor and the first course of tile from the wall of the shower stall using a small sledge hammer, crow bar or pry bar. Be sure to wear goggles.

Remove all material down to the original subfloor, including the old shower pan. If the subfloor is wooden, inspect it carefully for rotten floor boards that will need replacing. If no subfloor is evident, we recommend that one be installed as described in Section 1. Inspect the dam area for rotten boards and replace any if necessary. Install the shower pan material as described previously, but with the following modifications. Be sure that there is room for a minimum of one-half inch of mortar plus the thickness of the tile. If this amount of space is available, then the vinyl shower pan liner does not have to be recessed flush to the studs. Measure the area to be covered with liner as described before. The liner need only go up the walls far enough to meet sound tile and mortar. Tuck the liner up under existing tiles as far as possible and secure with staples or by tracking. A continuous bead of butyl rubber caulking should be applied to the area where the liner meets the existing sound tile and mortar. Test for water tightness as described previously. Metal building lath is used to back the mortar for the new tile.

Measure lath and cut to fit. Be careful not to puncture the shower pan liner when placing lath. Install full mortar bed and tile to industry specifications and local plumbing or building codes.

Shower Pan Joining Instructions

Due to the variety of widths, lengths and heights of shower stalls, gang showers and similar areas which require waterproofing, it may be necessary to join widths of *PASCO Vinyl Shower Pan Liner*. The following instructions must be followed very carefully to achieve a waterproof seal.

IMPORTANT - Use only *PASCO Vinyl Shower Pan Liner Solvent Cement* (P.N. 3008) for joining pan sheets. It is specially formulated to make a permanent waterproof seal with our vinyl shower pan liner when used as directed. To join sheets allow a 4" minimum overlap. Apply a thin, even coat of cement to both surfaces to be joined must be covered with cement. Apply the cement to short lengths of material, not to exceed 3 feet at a time, Figure 9.

Join cemented surfaces as quickly as possible before cement dries. For long seams exceeding 6 feet in length, use a weighted, smooth flooring roller to facilitate bonding of material, Figure 10.

Apply a wide bead of cement to the entire length of the overlap. If material has been joined outside of the installation area, apply the bead to both top and bottom edges of the overlap, Figure 11.

Do not disturb or try to peel joined surfaces. The cemented seam should fully cure in 24 hours. Test for water tightness as described in paragraph 3.



Figure 9





Figure 10



Figure 11

PASCO

GANG SHOWER INSTALLATION



Shower areas with multiple shower heads and drains are commonly referred to as “gang showers”. These shower areas are found in schools, dormitories, sports facilities and commercial installations.

Read the previous instructions in this brochure and pay particular attention to the corner, drain and seaming details (see figures 1 through 11).

When large areas must be covered, **PASCO Vinyl Shower Pan Liner** can be easily joined. Sections of the liner can be joined as they are laid. Lay sections to be joined, side by side and follow the instructions for joining as explained in Figures 9 through 11.

If metal studs are present, proceed as follows. The shower pan material must be attached at the height of at least three inches above the highest flood level of the shower area. Determine this height and attached a metal furring strip at this level around the entire shower stall area.

Measure the shower area, determine the amount of material required and also determine where seams will be required. To attach the shower pan material to the metal furring strip, fold the material as indicated in Figure 12. Use a small diameter, short length, self tapping sheet metal screw with a small washer to fasten the material to the metal furring strip. Space screws at a distance which will prevent the material from sagging.

Finish the drain installation as described in Figure 7 and perform appropriate water test as described in installation paragraph # 3.

Product Specification Sheet

Product Name:

PASCO Vinyl Shower Pan Liner

Manufacturer:

PASCO Specialty & Mfg., Inc.

Product Usage:

PASCO Vinyl Shower Pan Liner is a flexible sheet used without bedding mastic or coating for construction of concealed water-containment barriers.

Listed by the model building code of IAPMO, *PASCO Vinyl Shower Pan Liner* may be used for safe pans, ceramic tile tub and shower stalls, indoor swimming pools, steam rooms, fountains and platers in place of copper sheet, hot mop and lead sheet waterproofing methods.

May be solvent welded to cover large areas. Note: Only *PASCO Vinyl Shower Pan Liner Solvent Cement* may be used to solvent weld *PASCO Vinyl Shower Pan Liner*.

Limitations

PASCO Vinyl Shower Pan Liner is to be concealed from sunlight when protection from water damage and long-term reliability is essential. This material cannot be exposed to outdoor elements.

Product Description

Color: Red Thickness: 40 Mil
 Black 30 Mil

Finish: Smooth Texture

Widths: Available in 48", 60", and 72" widths.

Lengths: Rolls come in lengths of 80 ft.

Markings: All *PASCO Vinyl Shower Pan Liner* is continuously marked with manufacturer's name, address, thickness, part number. Marked with IAPMO Listing # 2308 and ASTM D-4451.

Technical Data:

PASCO Vinyl Shower Pan Liner is a flexible poly vinyl chloride sheet made of a virgin PVC resin containing no regrind material with an inherent viscosity of not less than 0.92 and a PVC compound density of between 1.26 g/cc and 1.29 g/cc.

Special Qualities:

- Requires no maintenance.
- Dramatic low temperature flexibility for easy installation in cold weather.
- Immune to mildew, fungus and bacterial degradation.
- Smooth surface to prevent snagging on metal lath.
- Lines every 6" for quick measurement.
- Easy to fold
- Requires no special tools for installation.

Code Listings:

- IAPMO File #2308
- Complies with Section 502.7 of the Standard Plumbing Code.
- Copies of all code listings available upon request.
- Approved by many cities, countries and states including the City of Los Angeles (#RR4703).

Test Standard:

- Conforms to ASTM D-4551 Test Standard.
- Meets FHA 1/30/63 test to determine suitability of materials for use as a shower pan.

Guarantee:

PASCO Vinyl Shower Pan Liner is guaranteed by *PASCO Specialty & Mfg., Inc.* against failure caused by rot, rust, cracks, electrolysis and microorganism deterioration in un-exposed installations if installed according to *PASCO* Installation Instructions.

This warranty is limited to replacement of the material and freight charges to destination only. There are no other express or implied warranties and this warranty is in lieu of any other warranty. *PASCO* is not responsible for consequential damages. The remedy of the purchaser set forth herein is exclusive.

For additional information, please call *PASCO* toll free:
(800) 421-2053

PASCO

MARINE OR UNDERGROUND HOSE CLAMPS



IAPMO File # 1656
Made in U.S.A.

**HIGHEST GRADE
100% STAINLESS STEEL
5/16" HEX HEAD SCREW**

60000 SERIES

Highly corrosion resistant for marine or underground use. 300 series stainless steel band and housing, with a 305 grade stainless steel, slotted hex head screw.

PART NUMBER	BEST FITS HOSE ID
60006	3/8"
60008	3/8"
60010	5/8"
60012	3/4"
60016	1"
60020	1-1/4"
60024	1-1/2"
60028	1-3/4"
60032	2"
60036	2-1/4"
60040	2-1/2"
60044	2-3/4"
60048	3"
60052	3-1/4"
60056	3-1/2"
60064	4"
60072	4-1/4"
60080	4-1/2"
60088	5"
60096	5-1/2"
600104	6"
600116	7-1/2"
600128	8-1/2"
600152	9-3/4"
600164	10"
600188	11-1/2"
600212	13"

GENERAL PURPOSE HOSE CLAMPS



Made in U.S.A.

5/16" HEX HEAD SCREW

61000 SERIES

Use for standard clamp applications. Stainless steel band, with a slotted hex head screw.

PART NUMBER	BEST FITS HOSE ID
61006	3/8"
61008	3/8"
61010	5/8"
61012	3/4"
61016	1"
61020	1-1/4"
61024	1-1/2"
61028	1-3/4"
61032	2"
61036	2-1/4"
61040	2-1/2"
61044	2-3/4"
61048	3"
61052	3-1/4"
61056	3-1/2"
61064	4"
61072	4-1/4"
61080	4-1/2"
61088	5"
61096	5-1/2"
610104	6"

PASCO

MINIATURE CLAMPS

**1/4" HEX HEAD SCREW
60M00 SERIES**
 Marine grade, 100% stainless steel. Screw - 305 stainless. Band 300 Series stainless. Housing 300 series stainless.

61M00 SERIES
 Plated screw with stainless steel band and housing.



Made in U.S.A.

PART NUMBER	BEST FITS HOSE ID
60M04	5/16"
60M05	3/8"
60M06	3/8"
60M08	3/8"
61M04*	5/16"
61M06*	3/8"
61M08*	3/8"

* 61 MOO Series

STANDARD HOSE CLAMP DIAMETERS

LAST DIG. OF #	MINIMUM INCHES	MAXIMUM INCHES
06	7/16"	25/32"
08	1/2"	29/32"
10	9/16"	1-1/16"
12	11/16"	1-1/4"
16	13/16"	1-1/2"
20	13/16"	1-3/4"
24	1-1/16"	2"
28	1-5/16"	2-1/4"
32	1-9/16"	2-1/2"
36	1-13/16"	2-3/4"
40	2-1/16"	3"
44	2-5/16"	3-1/4"

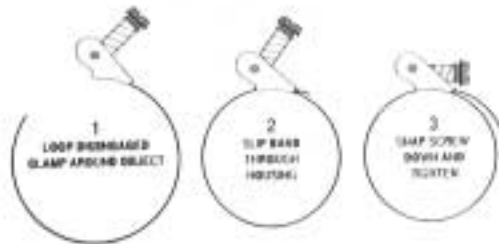
LAST DIG. OF #	MINIMUM INCHES	MAXIMUM INCHES
48	2-9/16"	3-1/2"
52	2-13/16"	3-3/4"
56	3-1/16"	4"
64	3-9/16"	4-1/2"
72	1-7/8"	5"
80	2-1/2"	5-1/2"
88	3-1/8"	6"
96	3-5/8"	6-1/2"
104	4-1/4"	7"

MINI HOSE CLAMP DIA.

LAST DIG. OF #	MINIMUM INCHES	MAXIMUM INCHES
04-05	1/4"	5/8"
06	5/16"	7/8"

All manufacturers of hose clamps use the last two or three digits of their part number to indicate the size of that clamp. Although published diameter ranges may vary, the last digits remain constant and can be used to determine the size of any hose clamp.

QUICK RELEASE



**5/16" HEX HEAD SCREW
500 SERIES**
 Screw - carbon steel, Band 301 series stainless, Housing carbon steel

550 SERIES
 All Stainless Steel
 Screw 410 stainless, Band 301 series stainless, Housing 301 series stainless

Quick installation and quick replacement of clamp. Ideal for filter bags, etc. All stainless steel style can be used to install DWV saddles.

PART NUMBER	BEST FITS DIAMETER
50056	3-3/4"
50072	4-3/4"
50088	5-3/4"
500104	6-3/4"
500128	8-1/2"
500152	9-3/4"
500188	12-1/2"
500216*	13-3/4"
500248*	15-3/4"
55056	19-3/4"
55072	4-3/4"
550104	6-3/4"
550128	8-1/2"
550152	9-3/4"
550188	12-1/2"
550216*	13-3/4"
550248*	15-3/4"
550312*	19-3/4"

PASCO

RED BRASS (BRONZE) PIPE FITTINGS

COUPLINGS



PART NUMBER	SIZE
7100	1/8"
7101	1/4"
7102	3/8"
7103	1/2"
7104	3/4"
7105	1"
7106	1-1/4"
7107	1-1/2"
7108	2"

45° ELBOWS



PART NUMBER	SIZE
7174	1/8"
7175	1/4"
7176	3/8"
7177	1/2"
7178	3/4"
7179	1"
7180	1-1/4"
7181	1-1/2"
7182	2"

REDUCING COUPLINGS



PART NUMBER	SIZE
7118	1/4" X 1/8"
7119	3/8" X 1/4"
7120	3/8" X 1/8"
7123	1/2" X 3/8"
7124	1/2" X 1/4"
7125	1/2" X 1/8"
7126	3/4" X 1/2"
7127	3/4" X 3/8"
7128	3/4" X 1/4"
7129	1" X 3/4"
7130	1" X 1/2"
7131	1" X 3/8"
7134	1-1/4" X 1"
7135	1-1/4" X 3/4"
7136	1-1/4" X 1/2"
7137	1-1/4" X 3/8"
7138	1-1/2" X 1-1/4"
7139	1-1/2" X 1"
7140	1-1/2" X 3/4"
7141	1-1/2" X 1/2"
7142	2" X 1-1/2"
7143	2" X 1-1/4"
7144	2" X 1"
7145	2" X 3/4"

45° STREET ELBOW



PART NUMBER	SIZE
7189	1/8"
7190	1/4"
7191	3/8"
7192	1/2"
7193	3/4"
7194	1"
7195	1-1/4"
7196	1-1/2"
7197	2"

BRONZE FITTINGS

90° ELBOWS



PART NUMBER	SIZE
7204	1/8"
7205	1/4"
7206	3/8"
7207	1/2"
7208	3/4"
7209	1"
7210	1-1/4"
7211	1-1/2"
7212	2"

UNIONS



PART NUMBER	SIZE
7163	1/4"
7164	3/8"
7165	1/2"
7166	3/4"
7167	1"
7168	1-1/4"
7169	1-1/2"
7170	2"

90° STREET ELBOW



PART NUMBER	SIZE
7247	1/8"
7248	1/4"
7249	3/8"
7250	1/2"
7251	3/4"
7252	1"
7253	1-1/4"
7254	1-1/2"
7255	2"

PASCO

RED BRASS (BRONZE) PIPE FITTINGS

90° REDUCING ELBOWS



PART NUMBER	SIZE
7221	3/8" X 1/4"
7222	3/8" X 1/8"
7223	1/2" X 3/8"
7224	1/2" X 1/4"
7225	1/2" X 1/8"
7226	3/4" X 1/2"
7227	3/4" X 3/8"
7228	3/4" X 1/4"
7229	1" X 3/4"

CROSSES



PART NUMBER	SIZE
7500	1/8"
7501	1/4"
7502	3/8"
7503	1/2"
7504	3/4"
7505	1"
7506	1-1/4"
7507	1-1/2"
7508	2"

TEES



PART NUMBER	SIZE
7259	1/8"
7260	1/4"
7261	3/8"
7262	1/2"
7263	3/4"
7264	1"
7265	1-1/4"
7266	1-1/2"
7267	2"

HEX BUSHINGS



PART NUMBER	SIZE
7436	1/4" x 1/8"
7437	3/8" x 1/4"
7438	3/8" x 1/8"
7439	1/2" x 3/8"
7440	1/2" x 1/4"
7441	1/2" x 1/8"
7442	3/4" x 1/2"
7443	3/4" x 3/8"
7444	3/4" x 1/4"
7445	3/4" x 1/8"
7446	1" x 3/4"
7447	1" x 1/2"
7448	1" x 3/8"
7449	1" x 1/4"
7451	1-1/4" x 1"
7452	1-1/4" x 3/4"
7453	1-1/4" x 1/2"
7457	1-1/2" x 1-1/4"
7458	1-1/2" x 1"
7459	1-1/2" x 3/4"
7460	1-1/2" X 1/2"
7464	2" X 1-1/2"
7465	2" X 1-1/4"
7466	2" X 1"
7467	2" X 3/4"
7468	2" X 1/2"
7472	2-1/2" X 2"
7473	2-1/2" X 1-1/2"

REDUCING TEES



PART NUMBER	SIZE
7292	1/2" X 1/2" X 3/4"
7293	1/2" X 1/2" X 3/8"
7294	1/2" X 1/2" X 1/4"
7303	3/4" X 3/4" X 1/2"
7304	3/4" X 3/4" X 3/8"
7305	3/4" X 3/4" X 1/4"
7306	3/4" X 3/4" X 1/8"
7307	3/4" X 1/2" X 3/4"
7308	3/4" X 1/2" X 1/2"
7315	1" X 1" X 3/4"
7316	1" X 1" X 1/2"
7319	1" X 3/4" X 1"
7321	1" X 3/4" X 1/2"
7324	1" X 1/2" X 3/4"
7329	1-1/4" X 1-1/4" X 3/4"
7343	1-1/2" X 1-1/2" X 1"
7344	1-1/2" X 1-1/2" X 3/4"
7345	1-1/2" X 1-1/2" X 1/2"
7364	2" X 2" X 1-1/2"

PASCO

RED BRASS (BRONZE) PIPE FITTINGS

CAPS



PART NUMBER	SIZE
7404	1/8"
7405	1/4"
7406	3/8"
7407	1/2"
7408	3/4"
7409	1"
7410	1-1/4"
7411	1-1/2"
7412	2"

SQUARE HEAD PLUGS



PART NUMBER	SIZE
7420	1/8"
7421	1/4"
7422	3/8"
7423	1/2"
7424	3/4"
7425	1"
7426	1-1/4"
7427	1-1/2"
7428	2"

DROP EAR ELBOW



1/2" CWT x 1/2" FPT


PART NUMBER
7590

FLOOR FLANGES



PART NUMBER	SIZE
7538	1/2"
7539	3/4"

LOCKNUTS



PART NUMBER	SIZE
7564	1/2"
7565	3/4"
7566	1"

EXTENSION PIECES



PART NUMBER	SIZE
7527	1/2"
7528	3/4"

PASCO

CHROME PLATED RED BRASS FITTINGS

COUPLINGS



PART NUMBER	SIZE
7101C	1/4"
7102C	3/8"
7103C	1/2"
7104C	3/4"
7105C	1"
7106C	1-1/4"
7107C	1-1/2"
7108C	2"

90° ELBOWS



PART NUMBER	SIZE
7205C	1/4"
7206C	3/8"
7207C	1/2"
7208C	3/4"
7209C	1"
7210C	1-1/4"
7211C	1-1/2"
7212C	2"

REDUCING COUPLINGS



PART NUMBER	SIZE
7123C	1/2" X 3/8"
7126C	3/4" X 1/2"

90° REDUCING ELBOWS



PART NUMBER	SIZE
7223C	1/2" X 3/8"
7226C	3/4" X 1/2"

UNIONS



PART NUMBER	SIZE
7163C	1/4"
7164C	3/8"
7165C	1/2"
7166C	3/4"
7167C	1"
7168C	1-1/4"
7169C	1-1/2"
7170C	2"

90° STREET ELBOWS



PART NUMBER	SIZE
7248C	1/4"
7249C	3/8"
7250C	1/2"
7251C	3/4"
7252C	1"
7253C	1-1/4"
7254C	1-1/2"
7255C	2"

45° ELBOWS



PART NUMBER	SIZE
7175C	1/4"
7176C	3/8"
7177C	1/2"
7178C	3/4"
7179C	1"
7180C	1-1/4"
7181C	1-1/2"
7182C	2"

TEES



PART NUMBER	SIZE
7260C	1/4"
7261C	3/8"
7262C	1/2"
7263C	3/4"
7264C	1"
7265C	1-1/4"
7266C	1-1/2"
7267C	2"



45° STREET ELBOWS

PART NUMBER	SIZE
7192C	1/2"



REDUCING TEES

PART NUMBER	SIZE
7203C	3/4" x 1/2"

CAPS



PART NUMBER	SIZE
7405C	1/4"
7406C	3/8"
7407C	1/2"
7408C	3/4"
7409C	1"
7410C	1-1/4"
7411C	1-1/2"
7412C	2"

Continued on the next page!

PASCO

CHROME PLATED RED BRASS FITTINGS

PLUGS



PART NUMBER	SIZE
7421C	1/4"
7422C	3/8"
7423C	1/2"
7424C	3/4"
7425C	1"
7426C	1-1/4"
7427C	1-1/2"
7428C	2"

HEX BUSHINGS



PART NUMBER	SIZE
7437C	3/8" X 1/4"
7439C	1/2" X 3/8"
7440C	1/2" X 1/4"
7442C	3/4" X 1/2"
7446C	1" X 3/4"
7451C	1-1/4" X 1"

RED BRASS NIPPLES

Each nipple is cleaned of burrs and cutting oil and manufactured in accordance with ASTM B-687.
 Sizes 1-1/4" through 4" continued on the back of this page.



1/8"

PART NUMBER	LENGTH
7700	CL
7701	1-1/2"
7702	2"
7703	2-1/2"
7704	3"
7705	3-1/2"
7706	4"
7707	4-1/2"
7708	5"
7709	5-1/2"
7710	6"

1/4"

PART NUMBER	LENGTH
7717	CL
7718	1-1/2"
7719	2"
7720	2-1/2"
7721	3"
7722	3-1/2"
7723	4"
7724	4-1/2"
7725	5"
7726	5-1/2"
7727	6"

3/8"

PART NUMBER	LENGTH
7734	CL
7735	1-1/2"
7736	2"
7737	2-1/2"
7738	3"
7739	3-1/2"
7740	4"
7741	4-1/2"
7742	5"
7743	5-1/2"
7744	6"

1/2"

PART NUMBER	LENGTH
7751	CL
7752	1-1/2"
7753	2"
7754	2-1/2"
7755	3"
7756	3-1/2"
7757	4"
7758	4-1/2"
7759	5"
7760	5-1/2"
7761	6"
7762	6-1/2"
7763	8"
7765	10"
7767	12"

3/4"

PART NUMBER	LENGTH
7768	CL
7769	1-1/2"
7770	2"
7771	2-1/2"
7772	3"
7773	3-1/2"
7774	4"
7775	4-1/2"
7776	5"
7777	5-1/2"
7778	6"
7780	8"
7782	10"
7784	12"

1"

PART NUMBER	LENGTH
7785	CL
7786	2"
7787	2-1/2"
7789	3"
7790	3-1/2"
7791	4"
7792	4-1/2"
7793	5"
7794	5-1/2"
7795	6"
7797	8"
7799	10"
7801	12"

PASCO

RED BRASS NIPPLES (CONTINUED)



1-1/4"		1-1/2"		2"	
PART NUMBER	LENGTH	PART NUMBER	LENGTH	PART NUMBER	LENGTH
7802	CL	7818	CL	7834	CL
7803	2"	7819	2"	7835	2-1/2"
7804	2-1/2"	7820	2-1/2"	7836	3"
7805	3"	7821	3"	7837	3-1/2"
7806	3-1/2"	7822	3-1/2"	7838	4"
7807	4"	7823	4"	7839	4-1/2"
7808	4-1/2"	7824	4-1/2"	7840	5"
7809	5"	7825	5"	7841	5-1/2"
7810	5-1/2"	7826	5-1/2"	7842	6"
7811	6"	7827	6"	7844	8"
7813	8"	7829	8"	7846	10"
7815	10"	7831	10"	7848	12"
7817	12"	7833	12"		

LONG RED BRASS NIPPLES

Ideal for backflow valve set up.



PART NUMBER	SIZE
77-1/2x18	1/2" x 18"
77-1/2x24	1/2" x 24"
77-1/2x30	1/2" x 30"
77-1/2x36	1/2" x 36"
77-3/4x18	3/4" x 18"
77-3/4x24	3/4" x 24"
77-3/4x30	3/4" x 30"
77-3/4x36	3/4" x 36"

PART NUMBER	SIZE
77-1x18	1" x 18"
77-1x24	1" x 24"
77-1x30	1" x 30"
77-1x36	1" x 36"
771-1/4x18	1-1/4" x 18"
771-1/4x24	1-1/4" x 24"
771-1/4x30	1-1/4" x 30"
771-1/4x36	1-1/4" x 36"

PART NUMBER	SIZE
771-1/2x18	1-1/2" x 18"
771-1/2x24	1-1/2" x 24"
771-1/2x30	1-1/2" x 30"
771-1/2x36	1-1/2" x 36"
77-2x18	2" x 18"
77-2x24	2" x 24"
77-2x30	2" x 30"
77-2x36	2" x 36"

CHROME PLATED BRASS NIPPLES



1/4"

PART NUMBER	LENGTH
7717C	CL
7718C	1-1/2"
7719C	2"
7720C	2-1/2"
7721C	3"
7722C	3-1/2"
7723C	4"
7724C	4-1/2"
7725C	5"
7726C	5-1/2"
7727C	6"

3/8"

PART NUMBER	LENGTH
7734C	CL
7735C	1-1/2"
7736C	2"
7737C	2-1/2"
7738C	3"
7739C	3-1/2"
7740C	4"
7741C	4-1/2"
7742C	5"
7743C	5-1/2"
7744C	6"

1/2"

PART NUMBER	LENGTH
7751C	CL
7752C	1-1/2"
7753C	2"
7754C	2-1/2"
7755C	3"
7756C	3-1/2"
7757C	4"
7758C	4-1/2"
7759C	5"
7760C	5-1/2"
7761C	6"
7763C	8"
7765C	10"
7767C	12"

3/4"

PART NUMBER	LENGTH
7768C	CL
7769C	1-1/2"
7770C	2"
7771C	2-1/2"
7772C	3"
7773C	3-1/2"
7774C	4"
7775C	4-1/2"
7776C	5"
7777C	5-1/2"
7778C	6"
7780C	8"
7782C	10"
7784C	12"

1"

PART NUMBER	LENGTH
7785C	CL
7786C	2"
7787C	2-1/2"
7789C	3"
7790C	3-1/2"
7791C	4"
7792C	4-1/2"
7793C	5"
7794C	5-1/2"
7795C	6"
7797C	8"
7801C	12"

1-1/4"

PART NUMBER	LENGTH
7802C	CL
7803C	2"
7804C	2-1/2"
7805C	3"
7806C	3-1/2"
7807C	4"
7808C	4-1/2"
7809C	5"
7810C	5-1/2"
7811C	6"

1-1/2"

PART NUMBER	LENGTH
7818C	CL
7819C	2"
7820C	2-1/2"
7821C	3"
7822C	3-1/2"
7823C	4"
7824C	4-1/2"
7825C	5"
7826C	5-1/2"
7827C	6"

2"

PART NUMBER	LENGTH
7834C	CL
7835C	2-1/2"
7836C	3"
7837C	3-1/2"
7838C	4"
7839C	4-1/2"
7840C	5"
7841C	5-1/2"
7842C	6"

CHROME PLATED BRASS PIPE

Schedule 40 IPS - No threads



PART NUMBER	LENGTH
2690	3/8" X 6'
2692	1/2" X 6'
2694	3/4" X 6'
2696	1" X 6"

PASCO

BRASS HOSE TO PIPE ADAPTERS

MHT = MALE HOSE THREADS
MPT= MALE PIPE THREADS
FHT= FEMALE HOSE THREADS
FPT= FEMALE PIPE THREADS



PART NUMBER	MHT	MPT
2140	3/4"	3/4"

Tapped 1/2" FPT inside 3/4" MPT.



PART NUMBER	FHT SWIVEL	FPT
2141	3/4"	1/2"
2142	3/4"	3/4"
2154	3/4"	1/2" MPT



PART NUMBER	FHT	MPT	FEMALE COPPER SWEAT
2143	3/4"	1/2"	1/2"

The 1/2" copper connection is inside the 1/2" MPT.



PART NUMBER	FHT	MPT	FEMALE COPPER SWEAT
2144	3/4"	1/2"	1/2"

The 1/2" copper connection is inside the 1/2" MPT.



EVAPORATIVE COOLER DRAIN

With washer and locknut

PART NUMBER	MHT	MPT
2145	3/4"	1/2"



PART NUMBER	MHT	MPT
2146	3/4"	3/4"



EVAPORATIVE COOLER ADAPTER

PART NUMBER	FHT	MPT	FEMALE COPPER SWEAT
7-3098	1/2"	1/2"	1/8"
7-30912	3/4"	3/4"	1/8"



HOSE WYE

PART NUMBER	MHT	MHT	FHT
2156	3/4"	3/4"	3/4"



PART NUMBER	MHT	MHT
2147	3/4"	1/2"
2148	3/4"	3/4"



PART NUMBER	MHT	MHT
2150	3/4"	3/4"

Tapped 1/2" FPT inside 3/4" MPT



PART NUMBER	MHT	MHT	FHT
2151	3/4"	3/4"	1/2"

One end tapped 1/2" FPT.

HOSE CAP AND HOSE CAP WITH CHAIN*



PART NUMBER	FHT
2152	3/4"
2159*	3/4"



DUAL SWIVEL

PART NUMBER	FHT	FHT
2153	3/4"	3/4"

PASCO

BRASS FLARE & COMPRESSION FITTINGS

39 SERIES - FLARE PLUGS



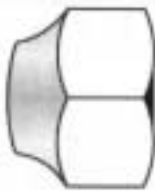
PART NUMBER	SIZE
7-396	3/8"
7-398	1/2"

40 SERIES - FLARE CAP NUTS



PART NUMBER	SIZE
7-404	1/4"
7-406	3/8"
7-408	1/2"

41-F SERIES - FORGED SHORT NUT



PART NUMBER	SIZE
7-41F4	1/4"
7-41F6	3/8"
7-41F8	1/2"
7-41F10	5/8"

41- L SERIES - LONG FLARE NUT



PART NUMBER	SIZE
7-41L4	1/4"
7-41L6	3/8"

41 - S SERIES - SHORT FLARE NUT

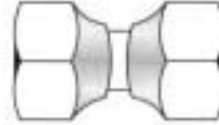


PART NUMBER	SIZE
7-41S4	1/4"
7-41S6	3/8"
7-41S8	1/2"
7-41S10	5/8"

Two piece: body and nut. Straights and shapes are manufactured from CA360, CA345, CA377 brass. 45° flare. Heavy duty flare fittings are manufactured to SAE specifications.

Compatible with copper, brass, aluminum and steel hydraulic tubing that can be flared. Used on low, medium and high pressure lines under the most adverse conditions. Fair vibration resistance. The long nut offers greater support. Temperature range from -65° to +250° F.

41 - SC SERIES SWIVEL VALVE CONNECT



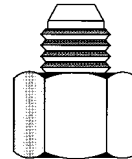
PART NUMBER	SIZE
7-41SC4	1/4"
7-41SC6	3/8"
7-41SC8	1/2"

42 SERIES FLARE UNIONS



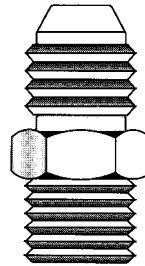
PART NUMBER	SIZE
7-426	3/8"
7-4264	3/8" X 1/4"
7-428	1/2"

46 SERIES - FLARE x FIP COUPLING



PART NUMBER	SIZE
7-4668	3/8" X 1/2"
7-4688	1/2"

48 SERIES - FLARE x MIP COUPLING



PART NUMBER	SIZE
7-4842	1/4" X 1/8"
7-4844	1/4"
7-4848	1/4" X 1/2"
7-4864	3/8" X 1/4"
7-4866	3/8"
7-4868	3/8" X 1/2"
7-48612	3/8" X 3/4"
7-4886	1/2" X 3/8"
7-4888	1/2" X 1/2"
7-48108	5/8" X 1/2"
7-481012	5/8" X 3/4"
7-48812	1/2" X 3/4"

49 SERIES - FLARE x MIP 90° ELL



PART NUMBER	SIZE
7-4944	1/4"
7-4964	3/8" X 1/4"
7-4966	3/8"
7-4968	3/8" X 1/2"
7-4986	1/2" X 3/8"
7-4988	1/2"

PASCO

BRASS FLARE & COMPRESSION FITTINGS

60 SERIES - BRASS COMPRESSION SLEEVE



PART NUMBER	SIZE
7-604	1/4"
7-606	3/8"
7-607	7/16"
7-608	1/2"
7-6010	5/8"
7-6014	7/8"

61 SERIES - SHORT COMPRESSION NUT



PART NUMBER	SIZE
7-614	1/4"
7-616	3/8"

61 C SERIES - COMPRESSION CAP



PART NUMBER	SIZE
7-61C4	1/4"
7-61C6	3/8"
7-61C8	1/2"

62 SERIES - COMPRESSION UNION



PART NUMBER	SIZE
7-624	1/4"
7-625	5/16"
7-6254	5/16" X 1/4"
7-626	3/8"
7-6264	3/8" X 1/4"
7-628	1/2"
7-6286	1/2" X 3/8"
7-6210	5/8"
7-62106	5/8" X 3/8"
7-62108	5/8" X 1/2"
7-621010DT	5/8" Drill thru
7-6214	7/8"

64 SERIES - COMPRESSION TEES



PART NUMBER	SIZE
7-644	1/4"
7-646	3/8"
7-6410	5/8"

65 SERIES - COMPRESSION 90° ELL



PART NUMBER	SIZE
7-654	1/4"
7-656	3/8"
7-6510	5/8"
7-65106	5/8" x 3/8"

66 SERIES - COMPRESSION x FIP COUPLING



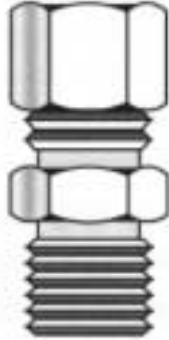
PART NUMBER	SIZE
7-6644	1/4"
7-6648	1/4" X 1/2"
7-6664	3/8" X 1/4"
7-6666	3/8"
7-6668	3/8" X 1/2"
7-6688	1/2"
7-66108	5/8" X 1/2"

Three piece unit: body, nut and sleeve. Straights and shapes are manufactured from CA360, CA345, CA377. Compatible with copper, brass, aluminum and thermoplastic tubing. (Thermoplastic tubing requires the use of a brass insert for support.) Low pressure air, oil, water and gas up to a maximum pressure of 400 psi. Fair vibration resistance. The long nut can be used for greater vibration application.

PASCO

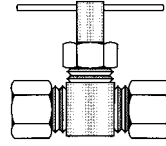
BRASS FLARE & COMPRESSION FITTINGS

68 SERIES - COMPRESSION x MIP COUPLING



PART NUMBER	SIZE
7-6822	1/8"
7-6842	1/4" x 1/8"
7-6844	1/4"
7-6846	1/4" x 3/8"
7-6848	1/4" x 1/2"
7-6854	5/16" x 1/4"
7-6862	3/8" X 1/8"
7-6864	3/8" X 1/4"
7-6866	3/8"
7-6868	3/8" X 1/2"
7-6884	1/2" X 1/4"
7-6886	1/2" X 3/8"
7-6888	1/2"
7-68106	5/8" X 3/8"
7-68108	5/8" X 1/2"
7-681012	5/8" X 3/4"
7-681412	7/8" X 3/4"

78 SERIES - COMPRESSION X COMPRESSION NEEDLE VALVE



PART NUMBER	SIZE
7-7834	1/4"
7-7836	3/8"

Fractional Size/Part No. Reference Chart

1	1/16"	9	9/16"
2	1/8"	10	5/8"
3	3/16"	11	11/16"
4	1/4"	12	3/4"
5	5/16"	13	13/16"
6	3/8"	14	7/8"
7	7/16"	15	15/16"
8	1/2"	16	1"

Spring Bottom Brass Shut - Off Valves

Made in U.S.A. - Small Diameters - Rated 30 PSIG
 Features: Instantaneous On/Off Operation - Forged brass body - 360° Rotation standard for water-Oil and air systems - 40° to 250°F - Highest quality valve of its kind

69 SERIES - COMPRESSION x MIP 90° ELL



PART NUMBER	SIZE
7-6944	1/4"
7-6964	3/8" X 1/4"
7-6966	3/8"
7-6968	3/8" X 1/2"
7-6986	1/2" X 3/8"
7-69108	5/8" X 1/2"

FEMALE X MALE PIPE



PART NUMBER	FPT	MPT
7900	1/8"	1/8"
7901	1/4"	1/4"
7902	3/8"	3/8"

70 SERIES- COMPRESSION X FIP 90° ELL



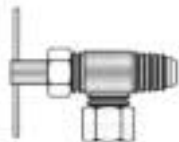
PART NUMBER	SIZE
7-7068	3/8" X 1/2"

MALE X MALE PIPE



PART NUMBER	MPT	MPT
7903	1/8"	1/8"
7904	1/4"	1/4"
7905	3/8"	3/8"

74 SERIES - COMPRESSION X MIP ANGLE VALVE



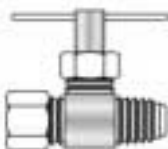
PART NUMBER	SIZE
7-74542	1/4" X 1/8"

FEMALE X FEMALE



PART NUMBER	FPT	FPT
7906	1/8"	1/8"
7907	1/4"	1/4"
7908	3/8"	3/8"

75 SERIES - COMPRESSION X MIP VALVE



PART NUMBER	SIZE
7-75042	1/4" X 1/8"

COMPRESSION X MALE PIPE



Includes nut and compression sleeve

PART NUMBER	TUBE O.D.	MPT
7910	1/4"	1/8"
7911	1/4"	1/4"
7912	5/16"	1/8"
7913	5/16"	1/4"
7914	3/8"	1/4"
7915	3/8"	3/8"

PASCO

Spring Bottom Brass Shut - Off Valves

COMPRESSION X COMPRESSION



PART NUMBER	TUBE O.D.
7916	1/4"
7917	5/16"
7918	3/8"
7919	1/2"

FLARE X MALE PIPE



PART NUMBER	FLARE	MPT
7921	1/4"	1/4"
7922	5/16"	1/8"
7923	5/16"	1/4"
7924	3/8"	1/4"
7926	1/2"	3/8"

Flare not included

FLARE X FLARE



PART NUMBER	FLARE
7927	1/4"
7928	5/16"
7929	3/8"
7930	1/2"

Flare nuts not included

DRAIN VALVE - 30 PSI



PART NUMBER	MPT
7940	1/8"
7941	1/4"
7942	3/8"
7943	1/2"

Valve shown in open position

T - HANDLE DRAIN VALVE



PART NUMBER	MPT
7947	1/8"
7948	1/4"
7949	3/8"

Do not use with liquified pertoleum, natural gas, oxygen or similar explosive or combustible mediums.

Steel Compression Couplings

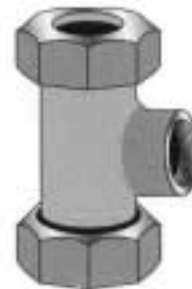


PART NUMBER	IPS	LENGTH
2900	1/2"	2-5/8"
2901	3/4"	2-3/4"
2902	1"	3-1/8"
2903	1-1/4"	3-1/4"
2904	1-1/2"	3-3/8"
2905	2"	3-5/8"
2906	2-1/2"	4-3/8"
2907	3"	4-3/4"



PART NUMBER	IPS	LENGTH
2908	1/2"	3-3/4"
2909	3/4"	4"
2910	1"	4-1/4"
2911	1-1/4"	4-3/4"
2912	1-1/2"	5"
2913	2"	5-3/8"

TEES



PART NUMBER	IPS	BRANCH SIZE
2914	1/2"	1/2"
2915	3/4"	3/4"

MALE X COMPRESSION



PART NUMBER	IPS
2950	1/2"
2951	3/4"
2952	1"


PASCO

These couplings are intended for temporary repair. Do not use on hot water, steam, oxygen, petroleum or similar explosive or combustible mediums.



Brass Compression Couplings

PART NUMBER	CWT	IPS	LENGTH
2916	1/2"	3/8"	2-9/16"
2917	3/4"	1/2"	2-3/4"
2918	1"	3/4"	3"
2919	1-1/4"	1"	3"
2920	1-1/2"	1-1/4"	3-1/4"
2927	--	1-1/2"	3-1/2"



PART NUMBER	CWT	IPS	LENGTH
2921	1/2"	3/8"	5"
2922	3/4"	1/2"	5"
2923	1"	3/4"	5"
2924	1-1/4"	1"	5"
2925	1-1/2"	1-1/4"	5"
2926	2"	--	5"
2929	--	1-1/2"	5"
2930	--	2"	5"



PART NUMBER	CWT	IPS	NPT TEE OUTLET
2935	1/2"	3/8"	1/2"
2936	3/4"	1/2"	3/4"
2937	1"	3/4"	1"
2938	3/4"	1/2"	1/2"
2939	1"	3/4"	1/2"
2940	1"	3/4"	3/4"
2941	1-1/4"	1"	3/4"
2942	1-1/4"	1"	1"
2943	1-1/2"	1-1/4"	1-1/4"
2944	--	1-1/2"	1-1/2"
2946	--	2"	2"

Rubber Washers

Fit Iron Couplings

PART NUMBER	IPS
2960	3/8"
2961	1/2"
2962	3/4"
2963	1"
2964	1-1/4"

PART NUMBER	IPS
2965	1-1/2"
2966	2"

Fit Brass Couplings

PART NUMBER	CWT	IPS
2980	1/2"	3/8"
2981	3/4"	1/2"
2982	1"	3/4"
2983	1-1/4"	1"

PART NUMBER	CWT	IPS
2984	1-1/2"	1-1/4"
2985	2"	--
2986	--	1-1/2"
2987	--	2"

PASCO

DIELECTRIC UNIONS



PART NUMBER	SIZE
2589	3/4" MIP x 3/4" CWT
2590	3/4" x 1/2"
2591	3/4" MIP x 1/2" CWT
2592	1/2"
2594	3/4"
2596	1"
2597	1-1/4"
2598	1-1/2"
2599	2"

STAINLESS STEEL REPAIR CLAMPS


Stainless Steel Band, Neoprene Gaskets, Plated Steel Bolt, Nut & Washer
Temporarily Repairs & Split Pipe

ONE BOLT TYPE 3" LENGTH



PART NUMBER	IPS
2660	1/2"
2661	3/4"
2662	1"
2663	1-1/4"
2664	1-1/2"
2665	2"
2666	2-1/2"
2667	3"
2668	3-1/2"
2669	4"

TWO BOLT TYPE 6" LENGTH



PART NUMBER	IPS
2674	1/2"
2675	3/4"
2676	1"
2677	1-1/4"
2678	1-1/2"
2679	2"
2680	2-1/2"
2681	3"
2683	4"

REPAIR CLAMPS

Hinge Type-Economical



Plated steel, supplied with gasket

PART NUMBER	IPS
1680	1/2"
1681	3/4"
1682	1"
1683	1-1/4"
1684	1-1/2"
1685	2"

SOIL PIPE REPAIR CLAMPS



Cast iron, supplied less gasket

PART NUMBER	SIZE	DESCRIPTION
1691	3"	Complete clamp as pictured
1692	4'	
1695	3"	U-Bolt with nuts and washers less plate
1696	4"	

PASCO

QUICK LOCK

U.S. Patent 5,182,928
Prevents unwanted use of most hose bibbs and commercial faucets with hose threads

Hose bibb shown with vacuum breaker*



**SOLD WITH
PADLOCK**

Simple, secure, economical
High quality diecast
All brass key alike padlock
Fits hose bibb vacuum breakers

PART NUMBER
21540

HOSE BIBB VACUUM BREAKER

Vandal - proof breakoff screw
ASSE 1011 compliant.
UPC compliant
Brass



PART NUMBER
2139

EVAPORATIVE COOLER HOSE BIBB

Side outlet tapped 1/8" FPT for cooler supply line
Brass



PART NUMBER	IPS
2607	3/4"

CALIFORNIA STYLE GARDEN HOSE BIBB NO KINK



Brass

PART NUMBER	IPS
2600	1/2"
2601	3/4"

PART NUMBER	IPS
2604	3/4"

2003 PRODUCT INDEX

45° Brass elbow.....	J-3,6	Chalk..	C-35	Drinking fountains..	A-17
45° Brass street elbow..	J-3,6	Chalk refills..	C-35	Drive screws..	B-49
90° Brass elbow.....	J-3,6	Chip & oil brush..	C-26	Drum trap plate..	D-9
90° Brass reducing elbow..	J-4,6	Chisels..	C-24	Dryer duct..	B-47
90° Brass street elbows..	J-3,6	Chrome plated brass nipples.. ..	J-9	Dryer duct clamp..	B-47
Acid brush..	C-22	Chrome plated brass pipe..	J-9	Dryer vent hood..	B-47
Adapters..	C-44	Classic drain wrench..	C-7	Economy tubing cutter..	C-20
Add-a-shower.....	B-41	Clean out cover plates.....	D-9	Electrical tape..	C-43
Add-a-shower riser bracket.. ..	B-41	Clean out plug wrench.....	D-10	Element wrench..	C-32
Adjustable wrenches..	C-11	Clean out plug.....	D-9,10	Evaporative cooler hose bibb..	J-17
Aerator counter display..	B-26	Cleanouts..	D-7,8	Exposed shower.....	A-1
Aerators..	B-25	Closet & Urinal spuds..	B-16	Extension cords..	C-42
Air test gauge assembly.....	F-1	Closet bolts..	B-6	Extension hoses..	H-2
Anchor sets..	B-48	Closet bowl gasket.....	B-8	Extension pieces..	J-5
Angle stop socket wrench..	C-6	Closet bowl wax gasket..	B-8	Extensions..	C-17
Anti siphon ballcocks..	B-16	Closet flange extension..	B-8	Face bushings..	B-38
Ashcroft gauges..	F-2	Closet flange extension kit.....	B-8	Faucet hole covers.....	B-30
Auger bits..	C-17	Closet flanges..	D-2	Faucet reseater kit..	C-29
Aviation snips.....	C-11	Closet nuts..	B-6	Faucet stem washer.....	B-21
Backwater valve..	D-5	Closet screws.....	B-6	Felt pipe wrap..	B-48
Ball cock shank washer..	B-19	Closet seat nut wrench..	C-27	File handles..	C-31
Basin wrenches..	C-29	Closet washers..	B-6	Files..	C-31
Basket strainers..	B-27,28,29	Commercial faucet parts..	A-6	Fire protection sprinkler gauge..	F-3
Bath supplies..	B-34	Commercial sink overflow.. ..	A-11	Fit all kitchen basket strainer..	B-26
Bath tub waste shoe..	B-40	Compound & vacuum gauges..	F-3	Fitting brush..	C-21
Bathcock coupling..	B-34	Compression fittings..	J-11,12,13	Fitting tote tray..	C-28
Batteries.....	C-40	Compression rings.....	B-24	Flanges, Shower arm..	B-38
Bead chain.....	B-40	Compression sleeve puller.....	C-6	Flanges..	B-45
Bell traps..	D-6	Concrete anchors.....	B-49	Flat basin rosette..	B-30
Bibb seat tools..	C-29	Cone filter washers..	B-19	Flappers..	B-13,14
Big Yank.....	C-5	Cone slip joint washers..	B-21	Flaring tool..	C-19,20
Big Yank SR..	C-5	Continuity tester..	C-43	Flashlights..	C-41
Binder twine.....	C-25	Coupling nut.....	B-17	Flat duplex strainer.....	B-27
Blade style handles..	A-6	Couplings, Brass.....	J-3,6	Flex-a-flange..	B-8
Boiler gauges..	F-4	Crayons..	C-35	Float rods..	B-15
Brass closet bolts.....	B-4	Crosses, Brass..	J-4	Floor & ceiling plates..	B-46
Brass closet flanges..	D-3	Crumb cup strainer.....	B-22	Floor drain with "p" trap..	D-4
Brass comprssion coupling.. ..	J-15	Deburing tools..	C-20	Floor flanges, Brass.....	J-5
Brass over flow tubes..	B-15	Deck mount faucets..	A-3,4,5	Floor sink..	D-5
Cable saw..	C-14	Deep basin rosette.....	B-30	Flush valve guides..	B-15
California style garden no kink..	J-17	Desanko fittings..	B-23,24	Flush valves..	A-14
Candle wicking.....	B-21	Dial type thermometers..	F-4	Fountain bushing wrench.....	A-17
Caps, Test..	H-4	Dielectric unions..	J-16	Four way key..	B-51
Carbide hole saw..	C-17	Dishwasher air gap..	B-3	Friction rings..	B-18
Cast iron no hub closet flange..	D-3	Dishwasher connector kit.....	B-3	Garbage disposer shield..	B-21
Cast iron reducing inside caulk..	D-3	Dishwasher drain hose..	B-3	Garbage disposer wrench..	C-27
Cast iron trap standard..	D-5	Dishwasher drain hose..	B-3	Garden hose..	B-3
Cats paw claw bar..	C-8	Disk seat flapper..	B-14	Garden hose washer..	B-19
Caulking gun..	C-30	Disposable gloves, shoe cover..	C-36	Gas line tape..	E-3
Ceiling supports..	B-43	Diverter spout.....	B-34	Gauges.....	F-1,2,3,4,5
		Diverter spout lift replacement..	B-38	Gel Gloss..	E-5
		Diverter spouts..	B-32,33	Gloves.....	C-37,38
		Double swing spout..	A-6	Goose neck spout..	A-6
		Douglas flush valve..	B-15	Grap all retrieving tool..	C-25
		Douglas flushvalve washers..	B-20	Granulated carbon filter..	B-56
		Drain Key..	C-3	Graphite packing..	B-21
		Drill set..	C-34		
		Drills..	C-34		

2003 PRODUCT INDEX

Hacksaws.....C-15	Liquid filled gauge..F-2	Pre rinse wall bracket..A-9
Hammers..C-8	Locknuts.....B-17	Price Pfister replacement parts..
Handles, wood.....C-9	Low pressure test gauge..F-2B-52,53,54,55
Hard hats.....C-36	Lumber crayons.....C-35	Pro strap..C-25
Heater furnace long lighter	Mack washers..B-20	Pull rite compression sleeve puller..
keys..B-51	Meter key socket head..C-9C-6
Heavy duty tubing cutter..C-19	Mini clamps.....J-2	Push back glass fillers..A-13
Hex bushings, brass..J-4,7	Mini tubing cutter.....C-19,20	Push button self closing lav
Hex key tool caddy..C-32	Moen stem & cartridge puller....C-4	faucet..A-12,13
Hex nut, closet..B-9	Multiseal gasket..D-8	Push button self closing valves..A-16
Hex screw & nut setter.....B-48	Nipple & screw extractors..C-33	Push button drinking fountain..A-17
High rise shower arms..B-37	Nipple boxes..C-28	Putty knife..C-13
Hole saw kit..C-18	Nipple wrench..C-33	Quarter turn lav faucet..A-12
Hose & spray head..B-26	No hub couplings.....D-8	Quick lock..J-17
Hose bibb vacuum breaker.....J-17	No hub torque wrench..C-7	Quick Nutcracker..C-4
Hose clamps..J-1,2	Nut drivers..C-13	Quick release clamps..J-2
Hose faucet anchor..BC	Nylon seine twine.....C-35	Quick Ring..B-1
Hose to pipe adapters..J-10	Oakum..B-48	Quick set drain wrench..C-7
Hot water thermometers.....F-3	Off set caulk-no hub flange..D-2	Quick sweat..C-23
Ice maker hook up kits.....B-56	Off set inside caulk flange..D-2	Quick valve plate..B-39
Impact handle puller.....C-29	Off set ratcheting box	Radiator spud key..C-32
Inlet couplings..A-2	wrench..C-11	Radiator valve wrench..B-51
Inspection mirror..C-25	O-ring pick..B-21	Radiator vent valve & key.. ...B-51
Internal nipple wrench..C-33	Over flow plates..B-39	Railroad pick..C-9
J nail.....B-50	Over flow strainer.....B-40	Ram Bit..C-1,2
Journeyman plastic pipe saw..C-15	Packaged brass closet bolts.. ..B-4	Ratcheting box wrenches.....C-11
Junior basket strainer.....B-27	Packaged steel closet bolts.. ..B-5	Reciprocating saw blade..C-17
Junior duo strainer..B-27	Pedestal glass fillers..A-13	Red brass nipples..J-7,8
Kink free garden hose..B-3	Pedestal sink wrench.....C-5	Reducing couplings, brass.. ...J-3,6
Knee pads..C-36	Perforated washdown pipes....A-15	Reducing tees, brass.....J-4,6
Korky flappers..B-13	Petcock.....J-14	Reinforced garden hose.....B-3
Kwik tite wrench.....C-12	Pick mattock..C-9	Remote push button fountain
Lantern battery.....C-40	Pigtail siphons..F-3	valve.....A-17
Lanterns.....C-41	Pipe cutters..C-14	Repair clamps.....J-16
Large urinal strainer..A-15	Pipe primer.....E-2	Replacement handles..A-6
Lavatory drains..B-22	Pipe straps.....B-50	Replacement stems..A-6
Lavatory faucets..A-12,13	Pipe taps..C-33	Replacement strainers..B-22
Lavatory hangers..B-31	Pipe wrap tape.....E-1	Replacement toilet tank..B-10
Lavatory legs..B-30	Pipe wrenches..C-11	Retrieving tool..C-25
Lazy hand water test gauge.....F-1	Pliers..C-10	Ripping bar.....C-8
Lead joint runners..C-26	Plugs, brass..J-7	Rod coupling..B-47
Lead ladles, tools.....C-26	Plumb bobs..C-24	Roof drain..D-6
Lead melting furnace..C-26	Plumbers pack o-ring kit..B-21	Rubber, butyl caulk..E-6
Lead pots.....C-26	Plumbers saw..C-15	Rubber rope.....C-25
Levels.....C-24	Plumline..C-35	Rubber washer.....B-9
Lever & twist commercial sink	Plungers.....C-39	Safety goggles.....C-36
drains..A-11	PO plug wrench..C-27	Sand cloth..C-21
Lever & twist drain parts..A-11	Poly washers for tailpieces.. ..B-19	Sani cap.....D-10
Lift wires.....B-15	Pop up assemblies.....B-22	Saw blades..C-16
Linoleum knife..C-24	Pre fab dam corners..I-1	Saws..C-15
	Pre rinse add on faucet..A-9	Scratch awl..C-13
	Pre rinse assemblies.....A-7,8	Screwdriver..C-13
	Pre rinse assemblies parts..A-9	Seat hinges..B-15
	Pre rinse hoses..A-9	Self closing drinking fountains..A-17
	Pre rinse spray.....A-9	Self closing lav faucet..A-12,13
	Pre rinse spray cartridge..A-9	Self closing shower valve..A-16
	Pre rinse spring..A-9	Self closing valve..A-16

2003 PRODUCT INDEX

Self closing wall faucets.....A-12	Strainer wrench..C-27	Water heater earth
Self drilling screws..B-49	Strap wrenches..C-11	quake strap..B-51
Self feeding wood boar..C-18	Supply/Cover tubing.....B-24	Water meter box key..C-9
Self nailing protection plate.. ..B-50	Sure grip flanges..B-45	Water test gauge..F-1
Self piercing needle valve..B-56	Sure lock tape measure.....C-35	Water way area drain.....D-4
Service sink faucet.....A-4	Sure test dual stage long test	Wire brush..C-22
Setting tools..B-49	plugs..D-3	Wire connectors.....C-43
Sheet metal screws..B-49	Sure test plugs..D-2,3	Wire hose clamps..B-3
Shims..B-9	Swedging tools..C-20	Wire pipe hooks..B-50
Shoe covers..C-36	Swing spout..A-6	Wire stripper.....C-13
Shower arm ell..B-34	Tail piece washer..B-19	Wiring tool..C-13
Shower arms..B-37	Tank ball.....B-14	Wood screws..B-49
Shower curtain pins..B-41	Tank floats..B-15	Z hanger.....B-31
Shower drain..D-1	Tank to bowl bolts..B-9	
Shower heads..B-37	Tank to bowl connector kit..B-9	
Shower pan liner..I-1	Tank to bowl gaskets..B-19	
Shower rods.....B-42	Tank to bowl sets..B-9	
Shower valve re-build kit...B-35,36	Tape measure..C-35	
Shower valve socket set..C-30	Tees, brass..J-4,6	
Shower valve socket wrench.. ..C-7	Tape, duct.....E-4	
Shower valve wrenches..C-30	Teflon tape..E-3	
Sillcock key.....B-51	Telescoping basin wrenches.. C-29	
Silicone sealant..E-6	Telescoping tubing cutter..C-19	
Single handle wall mount	Test plugs, tire pumps.....H-1,2,3,4	
faucet..A-6	Thermocouples..B-51	
Sink/laundry tray faucet..A-1	Thermometers.....F-3,4	
Sizing tools..C-20	Thermostat wire..C-44	
Slip joint nuts..B-18	Tie down straps..C-25	
Slip joint washers..B-19	Tiny Tim hacksaw.....C-15	
Smart Dumbell.....C-3	TNT wrench..C-22	
Snap in faucet hole covers.....B-30	Toggle bolts..B-49	
Soap dispenser..B-21	Toilet stabilizer shims..B-9	
Sod knife..C-24	Toilet tank trip levers..B-11,12	
Spark lighters.....C-26	Touch Flo faucets.....A-18	
Split one,floor & ceiling plate.. B-46	Tray plug.....B-27	
Sponges.....C-30	Trouble lights..C-42	
Spring bottom shut off valve...J-14	Truck rope..C-25	
Spring tube benders..C-30	Tub spouts.....B-32,33	
Sprinkler nipple extractor..C-33	Tub strainer..B-40	
Spud friction rings..B-20	Tube brush.....C-21	
Spud nut & escutcheon..A-15	Tubing & pipe cutter..C-19	
Spud washers..B-20	Tubing cutters..C-19	
Spud wrenches..C-27	Twin ell..B-34	
Square head plug, brass..J-5	Twine..C-35	
Steel closet bolts..B-5	Unions, brass.....J-3,6	
Steel compression couplings.. J-14	Urinal flush tubes..A-15	
Steel eye sockets..B-49	Urinal outlet spud.....B-16	
Stem lube grease..C-29,E-2	Utility drain..B-44	
Stove bolts..B-49	Utility knife..C-11	
Strainer nut wrench..C-27	Vent boxes..D-6	
	Vent cap..D-6	
	Vinyl shower pan cement..I-1	
	Wall mount faucets.....A-2,3,5	
	Wall mount glass fillers..A-13	
	Waste & overflow washers.....B-20	
	Waste arm cover tube..B-24	
	Waste connectors..B-23,24	

BRASS TUBULAR INDEX

Branch Tailpieces	BT-9
Cast Swivel Trap.....	BT-10
Cast Tee's.....	BT-3
Closet Ells	BT-9
Commercial Grid Lav Drain ..	BT-10
Continuous Wastes	BT-4
Couplings	BT-8
Disposer Kit	BT-9
Double Offset.. ..	BT-8
Ells	BT-8
Extension Tube.....	BT-6,7,8
J Bends	BT-2
P Traps	BT-1
S Trap	BT-3
Semi Cast Trap.....	BT-10
Sink Tail Pieces	BT-6
Sink Traps	BT-2,3
Slip Joint Elbows	BT-9
Slip Joint Repair Traps	BT-9
Wall Bend	BT-1
Waste Arms	BT-5

A QUICK, EASY, LONG LASTING
solution to loose exterior faucets

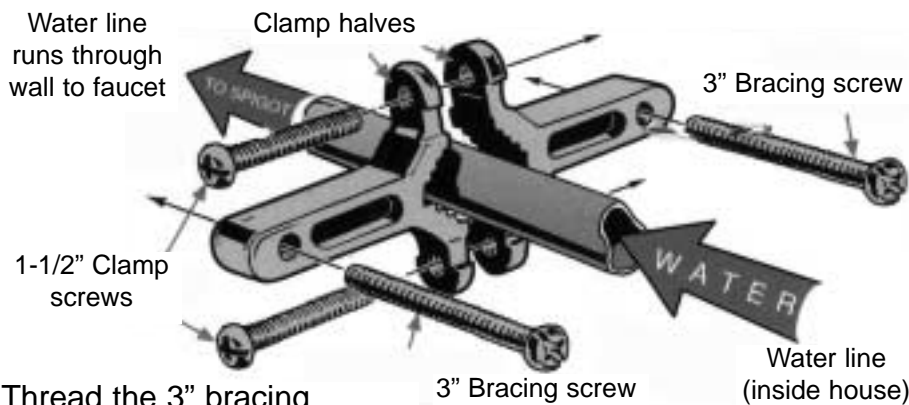
Hose Faucet Anchor

There's never been a quick, easy lasting way to secure an exterior faucet till the patented Hose Faucet Anchor.

- Works with any wall material (brick, concrete, vinyl, or stucco)
- Repair or new home applications
- 5 Minute installation that lasts
- Fits all exterior or faucet water lines
- Corrosion free

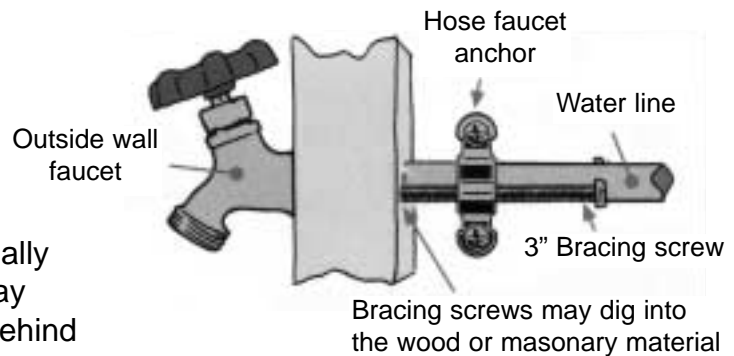


How to mount your Hose Faucet Anchor



Thread the 3" bracing screws into the "wing" ends' threaded holes facing you. Run these screws in until they contact the wall with equal pressure

Loosely assemble clamp halves around the hose faucet water line on the inside of the wall using the shorter (1 1/2") screws. Slide the clamp on the pipe approximately 1" from the wall and tighten the 1 1/2" clamp screws securing the clamp to the pipe.



Tighten these screws alternately and equally until the faucet is secure. The screws may dig into the wood or masonry material behind the house faucet anchor. This prevents any twisting action of the house faucet when turning it on and off. Now go outside and enjoy trouble free hose faucet security

**PART
NUMBER**
5023