



REAL-TITE® PLUGS 
 INCORPORATED **The Original.**

The Reusable, Code-Approved Expansion Plug That Solves ALL Your Problems.

A Tight, Dependable Seal for Virtually Any Opening

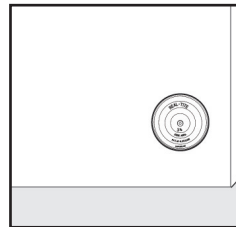
This means you can seal any opening permanently, regardless of the condition or threads.

Unique design prevents moisture from being revealed to the nut or stainless steel bolt. This allows for removal of a plug in seconds, even after long periods of time in service.

Seals 3 Ways: 3 embedded o-rings, 2 sealing ridges, and 3/16" neoprene gasket pressure expanded to create a permanent seal.

COUNTERSUNK-ABS PLASTIC TOP

- Uses a 5/32" allen wrench for installation and removal
- Designed for a wall flush finish



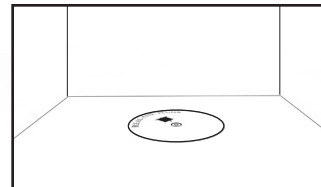

PART NUMBER	DESCRIPTION
CS15	1-1/2" Real-Tite Plug
CS20	2" Real-Tite Plug
CS25	2-1/2" Real-Tite Plug
CS30	3" Real-Tite Plug
*CS35	3-1/2" Real-Tite Plug
CS40	4" Real-Tite Plug



*Most Popular

FLOOR MOUNT-10 GAUGE STAINLESS STEEL TOP

- Uses a 5/32" allen wrench for installation and removal
- Designed for a floor flush finish
- Won't "Dimple" from foot or machinery traffic



PART NUMBER	DESCRIPTION
STCS15	1-1/2" SS Top Real-Tite Plug
STCS20	2" SS Top Real-Tite Plug
STCS25	2-1/2" SS Top Real-Tite Plug
STCS30	3" SS Top Real-Tite Plug
*STCS35	3-1/2" SS Top Real-Tite Plug
STCS40	4" SS Top Real-Tite Plug



*Most Popular