



Pressure Gauges

General purpose utility gauges ASME grade B 3-2-3%* - Quality & Economy

*See page F-6

Typical Applications:

Air Conditioning, Heating & Hydraulic Systems, Sprinkler & Irrigation,
Pressure Regulators, Water Pumps, Air Line Testing

All gauges to be installed in accordance with ANSI B40.1. All gauges are precision instruments and must be handled with care. A failure resulting in injury damage may be caused by pressure beyond top of scale, excessive vibration or pulsation excessive temperature, corrosion of the pressure containing parts or other misuse. **DO NOT USE ON OXYGEN SERVICE**

Air Test Gauge Assembly

- All parts precision made and assembled with sealant
- 3/4" FPT
- 2" Gauge
- 1427-A is an Ashcroft Gauge
- Grade B



PART NUMBER	PSI	INCREMENTS
1427	0-30#	1/2#
1427-A		
1420	0-60#	1#
1421	0-100#	1#

Air Test Gauge Assembly

- 3/4" or 1" FPT
- All parts precision made and assembled with sealant
- 2" Gauge
- Bell reducer type
- * Add -B for bottom mount
- Grade B



Photo shown is top mount

PART NUMBER	PSI	FPT SIZE
1410	1/10-15#	3/4"
1411*	0-30#	
1412*	0-60#	
1413	0-100#	
1414	0-30#	1"
1415	0-60#	

1/10 PSI Air Test Gauge Assembly

- 15 # gauge scaled in 1/10# increments
- Complies with Section 319.0 of Uniform Plumbing Code
- All parts precision made and assembled with sealant
- 3/4" FPT
- 2" Gauge
- Grade B



PART NUMBER	PSI	INCREMENTS
1726-10G	0-15#	1/10#

Low Pressure Air Test Gauge Assembly

- 2-1/2" - 5# low pressure gauge
- Complete with body and air valve
- Grade B



PART NUMBER 1736-T

Lazy Hand Water Test Gauge

- 3/4" FHT brass swivel connection
- Filter washer
- Grade B

Regular pressure hand to peak operating or surge pressure point where it remains until you manually reset it. Excellent to determine if P/T valve is leaking from failure or if leaking is caused by surge or excessive pressures (gauge attached to boiler drain overnight) LAZY hand operates over entire gauge range.



PART NUMBER	PSI	GAUGE
1423	0-160#	2-1/2"
1428	0-300#	2-1/2"

Water Test Gauge

- 3/4" FHT brass swivel connection
- Filter washer
- Grade B




PART NUMBER	PSI	GAUGE SIZE
1431	0-160#	2"
1432	0-300#	2"
1440	0-160#	2-1/2"
1430	0-300#	2-1/2"

Connection Only (swivel)

PART NUMBER	DESCRIPTION
1402	Nut and Bushing 3/4" FHT x 1/4" FPT

Separate Air Test Gauge Components



PART NUMBER	SIZE	DESCRIPTION
1404	3/4" X 1/4"	Air test gauge body ONLY
1405	3/4" X 1/4"	Air test gauge body w/ air valve
1406		1/8" Air valve with cap ONLY
1417	3/4" X 1/4"	3/4" Bell reducer with air valve



PASCO Pressure Gauges

- Steel case
- 1/4" MPT brass connection
- Plastic face
- Grade B



* 2" Gauge is divided into 1# increments

PSI	GAUGE DESCRIPTION		
	2"	2-1/2"	3-1/2"
15#	1726-10	—	—
30#	1727	1739	1751
60#	1728*	1740	—
100#	1729	1741	1753
160#	1730	1742	—
200#	1731	1743	—
300#	—	1744	—

Ashcroft Pressure Gauges

- Plastic face
- 1/4" MPT brass connection
- Grade B



* 2" Gauge is divided into 1# increments

PSI	GAUGE DESCRIPTION	
	2"	2-1/2"
15#	1726-A	1738-A
30#	1727-A	1739-A
60#	1728-A*	1740-A
100#	1729-A	1741-A
160#	1730-A	1742-A
200#	1731-A	1743-A
300#	1732-A	1744-A

5 PSI Low Pressure Test Diaphragm Gauge

- Detects pressure in fractions of ounces
- 2-1/2" diameter
- 1/4" MPT brass connection
- Extremely accurate
- Grade B



PART NUMBER
1736

2-1/2" Liquid Filled Pressure Gauges

- For use where gauge is exposed to corrosion, vibration and pulsation.
- Stainless steel case
- Grade B



1/4" Brass MPT

PART NUMBER	PSI
1772	0-30#
1773	0-60#
1774	0-100#
1776	0-200#
1777	0-300#

Compound & Vacuum Gauges

- 2-1/2" diameter
- 1/4" MPT brass connection
- Steel case
- Grade B



PART NUMBER	DRAIN CONNECTION
1422	30" Vacuum - 30#
1462-A	30" Vacuum - 30#
1463-A	30" Vacuum - 60#

Fire Protection Sprinkler Gauge

- 3-1/2" diameter
- 1/4" MPT brass connection
- FM approved
- UL listed
- Grade A





PART NUMBER	SYSTEM	PSI
1761-A	Wet	1/300#

Dial Type Thermometers

- Economical
 - Back mount
- Dual Scale:
- 30°-240°F, 0,-120°C, Accuracy to 1°
 - 5° Increments
 - 2-1/2" Face
 - Brass wells
 - Choice of adapters
 - Thermometer can be removed from adapter for easy installation
 - Grade B


Thermometers supplied complete with connection



Compliant

AB 1953

PART NUMBER	CONNECTION
1449	1/2" MPT
1449-C	Well ONLY




Compliant

AB 1953

PART NUMBER	CONNECTION
1450	3/4" CWT Solder

Dial Type Thermometers

- Superior quality
 - Back or bottom mount
- Dual scale:
- 32°-240°F, 0°-120°C
 - 3-1/2" diameter
 - 1/2" MPT brass connection
 - 2-1/2" brass element (beyond MPT)
 - Corrosion resistant steel case
 - Grade A



PART NUMBER	CONNECTION
1455	1/2" MPT CBM
1457	1/2" MPT Bottom

Spring Strap-On Surface Thermometer

This new thermometer is specifically designed to provide an economical and accurate surface temperature measurement on any 1/2" to 4" pipe: iron, plastic, steel or copper. Easy on, easy off!

- Dual Scale
40°C/240°F
0°C/120°C
- 5° increments
- Acrylic lens
- Accuracy +/- 3°
- Grade B




PART NUMBER	CONNECTION
1446	4 Stainless Steel Springs



Pigtail Siphons

- 1/4" IPS
- 600 PSI-750°F



PART NUMBER	MPT MATERIAL	STYLE
1459-B	Brass	Straight
1459	Steel	Straight
1460	Steel	Angle

Pressure Gauge Snubber


- Pulsation damper
- Protects air pressure gauges from sudden pressure surges
- 1/4" MPT x 1/4" FPT
- Brass



PART NUMBER
1469

Hot Water Thermometers

- Dual Scale:
- 40° - 280°F
 - 10° - 130°C
 - 1/2" MPT connection
 - 1442-1444 7" overall length
 - 1443-1445 10-1/2" overall length



PART NUMBER	MPT MATERIAL	STYLE
1444	Brass	Angle
1445	Brass	Straight

Boiler Gauges Pressure/Temperature

Specially constructed for use on hot water heater boilers, these combination gauges give accurate indication of temperature and pressure. Gauges are designed to withstand the conditions normally encountered on domestic heating systems.

- Dual scale:
- 60° - 260° F
 - 20° - 120° C
 - 3-1/2" diameter
 - 1/2" MPT brass connection
 - Steel case
 - Glass face
 - Grade A



PART NUMBER	PSI	CONNECTION AND ELEMENT LENGTH
1451	0-75 PSI	2-3/4" Bottom Mount
1452	0-75 PSI	2-3/4" Back Mount

- Dual scale:
- 60° - 320° F
 - 20° - 160° C
 - 2-3/4" diameter
 - 1/4" MPT brass connection
 - Center backmount
 - Polycarbonate face
 - Back mount only
 - Grade A



PART NUMBER	PSI	CONNECTION AND ELEMENT LENGTH
1435	0-75 PSI	2-1/2" Back Mount
1437	0-75 PSI	3-1/2" Back Mount

The following information has been gathered from various sources, including AMETEK's Pressure Gauge Handbook and ANSI B40. The descriptions and topics mentioned cover the particular gauges that are found in **PASCO's** catalog.

Commercial Gauges:

Gauges found on much of the equipment used in manufacturing plants, stores, garages, etc. are classified as commercial gauges or general purpose gauges. Typical equipment uses include refrigeration units, pumps, compressors and fire extinguishers. In such applications, although the gauges may be ruggedly built, service conditions are not expected to be severe. These gauges are of Grade B accuracy and could have metal or plastic cases and glass or plastic faces.

Commercial gauges are low in cost and designed without refinements to simplify maintenance or repair due to the fact that it is less expensive to replace them than to repair them. Not for use on oxygen systems.

Grade B Gauges

GRADE B Gauges are used in the above mentioned general purpose applications. These gauges are often referred to as 3-2-3 gauges. The reason is that they have a an accuracy of 2% of span over the middle half of the scale and 3% of span over the first and last quarters of the scale. Grade B gauges are not high accuracy gauges, but suitable for commercial installations.

Gauge Take Up

The average user believes that if the gauge pointer is not on zero, then the gauge must be faulty and will refuse to accept the gauge or try to reset the pointer, damaging the gauge. As shown above, a GRADE B gauge pointer could not be at zero and still be within spec because of the 3% accuracy at either end of the scale. A GRADE B gauge will begin more accurate measurement once the pointer goes past the first 3 graduations of the scale.

Frequency Of Graduations

The frequency of the graduation on a gauge should bear a relationship to the grade of accuracy. For example, it is somewhat misleading to divide the gauge into 100 increments if the gauge is made to GRADE B accuracy.

Pulsation Damper

Push checks or throttle plugs are the least expensive pulsation dampers. These checks are usually made from the same material as the pressure port of the gauge and they are easily installed by pushing into the gauge stem. The small hole in the check helps alleviate pressure surges or spikes which may cause gauge failure. In the event of gauge failure, due to fatigue or corrosion, the check may also limit the flow of pressure medium if the gauge develops a leak. The small diameter hole in the check may become clogged with debris preventing gauge operation. The gauge should be checked from time to time and this hole kept free of debris.

Gauge Valves or Cocks - IMPORTANT

Gauge valves or cocks are installed in the pipeline leading to the gauge. The valve provides a means of shutoff so that the gauge can be removed from the line without loss of pressure. The valve also allows the gauge to be completely closed off from the pressure source except when it is necessary to take a reading. Clogging of the gauge stem is minimized and the gauge will also be isolated from pressure surges or spikes. This arrangement will nearly prevent early or unexpected gauge failure and greatly extend the life of the gauge.

Siphons

The purpose of the siphon is to provide a heat exchanger where steam in the line can be condensed and the resulting condensate cooled prior to entering the pressure gauge. This prevents the melting of the soft soldered joints of the gauge which could cause gauge failure. A pigtail siphon is a coiled tube. This coil provides a large cooling surface and the trap created prevents the condensate from draining away. Incoming vapor must pass through this liquid seal and is cooled. This type of siphon is often referred to as a trap.


Installation

In all installations, ANSI B40. must be strictly followed. Always use the wrench flat on the gauge stem to tighten the gauge into the fitting. Never APPLY TORQUE TO THE GAUGE CASE. It is suggestion that a joint compound instead of thread sealing tape be used. Tape sheds can get into the pressure gauge port of the gauge causing blockage.



Manual Air & Condensate Vents

- 1/8" threads
- Nickle plated brass
- Qty pack 25



PART NUMBER	DESCRIPTION
605	Standard coin/key combo
605LK	Standard LESS key
606	Key ONLY

3 in 1 Radiator Air Vent Wrench

- Inserts
- Extracts
- Renews threads



PART NUMBER
4947

Radiator Spud Wrench for 1/2" - 2" Spuds

- Cast iron
- Fits 6 different sizes



PART NUMBER
4558

Inspection Mirror - Telescoping

- Fully adjustable
- 1-1/2" Diameter mirror
- Individual display card



PART NUMBER	LENGTH
4914	24"